

ESSEX COUNTY BOARD OF TAXATION
2018
ABSTRACT OF RATABLES



COMMISSIONERS

MARY DEVON O'BRIEN, PRESIDENT
JOSEPH A. DEFURIA, ESQ.
IAN R. GRODMAN, ESQ.
EVERETT M. JOHNSON, ESQ.
LUIS M. LINARES
JAMES R. MATARAZZO, JR.
COUNTY TAX ADMINISTRATOR
JOAN CODEY DURKIN, CTA

ESSEX COUNTY BOARD OF TAXATION
50 S. CLINTON ST, SUITE 5200
EAST ORANGE, NJ 07018

PHONE: 973-395-8525
FAX: 973-395-8481
WWW.ESSEXTAXBOARD.COM

2018 ABSTRACT OF RATABLES FOR THE COUNTY OF ESSEX

TAXING DISTRICTS	1		2	3	4	5	6
	TAXABLE VALUE		TAXABLE VALUE OF LAND AND IMPROVEMENTS (COL 1A+1B)	TOTAL TAXABLE VALUE OF PARTIAL EXEMPTIONS & ABATEMENTS (ASSESSED VAL.)	NET TAXABLE VALUE OF LAND & IMPROVEMENTS (COL 2-3)	TAXABLE VALUE COMMUNICATION EQUIPMENT	NET TAXABLE VALUE (COL 4+5)
	(A) LAND	(B) IMPROVEMENTS (INCLUDES PARTIAL EXEMPTIONS & ABATEMENTS)					
01:BELLEVILLE TWP	1,182,561,593	1,493,538,437	2,676,100,030	0	2,676,100,030	6,565,100	2,682,665,130
02:BLOOMFIELD TWP	1,796,791,800	2,250,435,400	4,047,227,200	17,923,800	4,029,303,400	7,347,500	4,036,650,900
03:CALDWELL BORO	547,299,300	477,712,600	1,025,011,900	0	1,025,011,900	3,164,000	1,028,175,900
04:CEDAR GROVE TWP	1,135,717,000	1,090,228,800	2,225,945,800	0	2,225,945,800	1,517,400	2,227,463,200
05:EAST ORANGE CITY	677,737,800	1,768,931,750	2,446,669,550	5,697,300	2,440,972,250	8,431,352	2,449,403,602
06:ESSEX FELLS BORO	405,577,200	416,096,300	821,673,500	0	821,673,500	248,500	821,922,000
07:FAIRFIELD TWP	1,029,219,100	1,547,069,880	2,576,288,980	0	2,576,288,980	7,336,353	2,583,625,333
08:GLEN RIDGE BORO	770,433,500	618,063,000	1,388,496,500	0	1,388,496,500	493,900	1,388,990,400
09:IRVINGTON TWP	427,611,500	1,375,947,600	1,803,559,100	0	1,803,559,100	7,840,400	1,811,399,500
10:LIVINGSTON TWP	3,872,621,480	3,433,939,915	7,306,561,395	0	7,306,561,395	9,534,432	7,316,095,827
11:MAPLEWOOD TWP	1,918,450,500	1,924,635,300	3,843,085,800	0	3,843,085,800	2,502,383	3,845,588,183
12:MILLBURN TWP	4,561,129,200	5,209,439,500	9,770,568,700	0	9,770,568,700	6,888,508	9,777,457,208
13:MONTCLAIR TWP	3,127,429,200	3,902,235,600	7,029,664,800	0	7,029,664,800	10,160,600	7,039,825,400
14:NEWARK CITY	4,045,126,800	7,957,835,600	12,002,962,400	42,894,700	11,960,067,700	73,099,500	12,033,167,200
15:NORTH CALDWELL BORO	733,152,700	878,289,900	1,611,442,600	0	1,611,442,600	461,900	1,611,904,500
16:NUTLEY TWP	1,390,840,300	1,878,041,700	3,268,882,000	0	3,268,882,000	9,100	3,268,891,100
17:ORANGE CITY TWP	397,559,800	891,977,900	1,289,537,700	1,021,900	1,288,515,800	2,526,100	1,291,041,900
18:ROSELAND BORO	778,631,600	891,160,700	1,669,792,300	0	1,669,792,300	1,634,100	1,671,426,400
19:SOUTH ORANGE TWP	1,346,516,200	1,489,536,900	2,836,053,100	0	2,836,053,100	4,802,476	2,840,855,576
20:VERONA TWP	1,002,554,000	1,017,746,700	2,020,300,700	0	2,020,300,700	1,335,400	2,021,636,100
21:WEST CALDWELL TWP	1,097,546,400	1,159,860,000	2,257,406,400	0	2,257,406,400	1,318,900	2,258,725,300
22:WEST ORANGE TWP	2,294,030,880	3,289,955,800	5,583,986,680	0	5,583,986,680	9,530,152	5,593,516,832
ESSEX	34,538,537,853	44,962,679,282	79,501,217,135	67,537,700	79,433,679,435	166,748,056	79,600,427,491

2018 ABSTRACT OF RATABLES FOR THE COUNTY OF ESSEX

TAXING DISTRICTS	7	8	9		10		11
	GENERAL TAX RATE PER \$100	COUNTY EQUALI- ZATION RATIO	TRUE VALUE		EQUALIZATION		
			(A) UEZ ABATEMENT EXPIRED	(B) CLASS II RAILROADS	(A) AMOUNTS DEDUCTED	(B) AMOUNTS ADDED	
01:BELLEVILLE TWP	4.010	97.77%	0	0		84,702,344	2,767,367,474
02:BLOOMFIELD TWP	3.964	88.71%	0	0		552,014,147	4,588,665,047
03:CALDWELL BORO	2.717	88.91%	0	0		132,710,194	1,160,886,094
04:CEDAR GROVE TWP *	2.323*	96.74%	0	0		82,616,683	2,310,079,883
05:EAST ORANGE CITY	5.333	82.53%	0	0		546,597,669	2,996,001,271
06:ESSEX FELS BORO	1.972	101.42%	0	0	11,211,850		810,710,150
07:FAIRFIELD TWP	2.186	90.27%	0	0		303,674,704	2,887,300,037
08:GLEN RIDGE BORO	3.689	81.18%	0	0		323,282,206	1,712,272,606
09:IRVINGTON TWP	5.701	91.65%	0	0		178,686,202	1,990,085,702
10:LIVINGSTON TWP	2.581	89.97%	0	0		831,767,967	8,147,863,794
11:MAPLEWOOD TWP	3.143	96.04%	0	0		168,006,753	4,013,594,936
12:MILLBURN TWP	1.902	94.48%	0	0		594,408,551	10,371,865,759
13:MONTCLAIR TWP	3.094	95.82%	0	0		319,724,275	7,359,549,675
14:NEWARK CITY	3.693	80.24%	0	0		3,554,391,013	15,587,558,213
15:NORTH CALDWELL BORO	2.359	88.76%	0	0		205,345,473	1,817,249,973
16:NUTLEY TWP	3.511	87.55%	0	0		484,263,040	3,753,154,140
17:ORANGE CITY TWP	5.230	82.86%	0	0		285,221,860	1,576,263,760
18:ROSELAND BORO	2.254	95.52%	0	0		86,086,085	1,757,512,485
19:SOUTH ORANGE TWP	3.150	96.77%	0	0		99,757,396	2,940,612,972
20:VERONA TWP	3.159	85.15%	0	0		358,928,908	2,380,565,008
21:WEST CALDWELL TWP	2.528	90.48%	0	0		247,947,643	2,506,672,943
22:WEST ORANGE TWP	4.038	89.81%	0	0		652,185,997	6,245,702,829
ESSEX		%	0	0	11,211,850	10,092,319,110	89,681,534,751

* EXCLUDES GARBAGE DISTRICT RATE OF 0.073

2018 ABSTRACT OF RATABLES FOR THE COUNTY OF ESSEX

SECTION 12 - A

TAXING DISTRICT	(i)	(ii)				(iii)	(iv)	(v)
	TOTAL COUNTY TAXES APPORTIONED	ADJUSTMENTS RESULTING FROM:				NET COUNTY TAXES APPORTIONED	MUNICIPAL BUDGET STATE AID	NET COUNTY TAXES APPORTIONED LESS STATE AID (COL. 12 AIII-12AIV-COUNTY BPP ADJUSTMENT)
		(A)		(B)				
		EQUAL TABLE APPEALS		APPEALS & CORRECTIONS				
DEDUCT OVERPAY	ADD UNDERPAY	DEDUCT OVERPAY	ADD UNDERPAY					
01:BELLEVILLE TWP	13,534,022.89	.00	.00	121,371.02	.00	13,412,651.87	.00	13,412,651.87
02:BLOOMFIELD TWP	22,441,218.36	.00	.00	30,321.65	.00	22,410,896.71	.00	22,410,896.71
03:CALDWELL BORO	5,677,402.48	.00	.00	7,067.28	.00	5,670,335.20	.00	5,670,335.20
04:CEDAR GROVE TWP	11,297,622.85	.00	.00	30,326.53	.00	11,267,296.32	.00	11,267,296.32
05:EAST ORANGE CITY	14,652,174.01	.00	.00	287,535.00	.00	14,364,639.01	.00	14,364,639.01
06:ESSEX FELS BORO	3,964,840.17	.00	.00	11,536.99	.00	3,953,303.18	.00	3,953,303.18
07:FAIRFIELD TWP	14,120,562.29	.00	.00	86,425.66	.00	14,034,136.63	.00	14,034,136.63
08:GLEN RIDGE BORO	8,374,000.51	.00	.00	968.05	.00	8,373,032.46	.00	8,373,032.46
09:IRVINGTON TWP	9,732,666.77	.00	.00	267,972.75	.00	9,464,694.02	.00	9,464,694.02
10:LIVINGSTON TWP	39,847,752.83	.00	.00	255,525.13	.00	39,592,227.70	.00	39,592,227.70
11:MAPLEWOOD TWP	19,628,793.88	.00	.00	75,112.40	.00	19,553,681.48	.00	19,553,681.48
12:MILLBURN TWP	50,724,405.02	.00	.00	220,108.86	.00	50,504,296.16	.00	50,504,296.16
13:MONTCLAIR TWP	35,992,442.16	.00	.00	156,285.76	.00	35,836,156.40	.00	35,836,156.40
14:NEWARK CITY	76,232,149.01	.00	.00	5,560,126.79	.00	70,672,022.22	.00	70,672,022.22
15:NORTH CALDWELL BORO	8,887,400.38	.00	.00	33.36	.00	8,887,367.02	.00	8,887,367.02
16:NUTLEY TWP	18,355,088.19	.00	.00	12,060.71	.00	18,343,027.48	669,363.96	17,673,663.52
17:ORANGE CITY TWP	7,708,838.82	.00	.00	82,947.03	.00	7,625,891.79	.00	7,625,891.79
18:ROSELAND BORO	8,595,249.61	.00	.00	271,425.32	.00	8,323,824.29	.00	8,323,824.29
19:SOUTH ORANGE TWP	14,381,293.28	.00	.00	20,251.46	.00	14,361,041.82	.00	14,361,041.82
20:VERONA TWP	11,642,335.76	.00	.00	9,456.34	.00	11,632,879.42	.00	11,632,879.42
21:WEST CALDWELL TWP	12,259,076.29	.00	.00	75,944.15	.00	12,183,132.14	.00	12,183,132.14
22:WEST ORANGE TWP	30,545,088.71	.00	.00	386,621.68	.00	30,158,467.03	.00	30,158,467.03
ESSEX	438,594,424.27	.00	.00	7,969,423.92	.00	430,625,000.35	669,363.96	429,955,636.39

2018 ABSTRACT OF RATABLES FOR THE COUNTY OF ESSEX

TAXING DISTRICTS	SECTION 12 - B			SECTION 12 - C		
	(A)	(B)	(C)	LOCAL TAXES TO BE RAISED FOR:		
	COUNTY LIBRARY TAXES APPORTIONED	COUNTY HEALTH SERVICE TAXES APPORTIONED	COUNTY OPEN SPACE TAXES APPORTIONED	(i) DISTRICT SCHOOL PURPOSES		
				(A) DISTRICT SCHOOL (adjusted for BPP)	(B) REG., CONSOL. & JOINT SCHOOL (adjusted for BPP)	(C) LOCAL SCHOOL (adjusted for BPP)
01:BELLEVILLE TWP	.00	.00	419,137.88	41,686,406.00	.00	.00
02:BLOOMFIELD TWP	.00	.00	700,200.44	75,576,429.00	.00	.00
03:CALDWELL BORO	.00	.00	177,157.99	.00	14,162,491.00	.00
04:CEDAR GROVE TWP	.00	.00	352,014.55	29,071,482.00	.00	.00
05:EAST ORANGE CITY	.00	.00	448,700.39	23,545,564.00	.00	.00
06:ESSEX FELLS BORO	.00	.00	123,521.67	4,721,666.00	3,552,975.00	.00
07:FAIRFIELD TWP	.00	.00	438,537.72	11,471,925.00	16,021,180.00	.00
08:GLEN RIDGE BORO	.00	.00	261,586.77	30,921,442.00	.00	.00
09:IRVINGTON TWP	.00	.00	295,873.94	17,459,529.00	.00	2,739,599.35
10:LIVINGSTON TWP	.00	.00	1,237,225.75	112,946,917.00	.00	.00
11:MAPLEWOOD TWP	.00	.00	610,932.45	.00	70,099,420.00	.00
12:MILLBURN TWP	.00	.00	1,578,124.28	88,205,565.00	.00	.00
13:MONTCLAIR TWP	.00	.00	1,119,674.60	115,941,279.00	.00	7,352,893.50
14:NEWARK CITY	.00	.00	2,205,785.50	130,524,103.00	.00	6,945,174.00
15:NORTH CALDWELL BORO	.00	.00	277,654.06	13,332,286.00	9,206,861.00	.00
16:NUTLEY TWP	.00	.00	573,059.16	55,462,637.91	.00	.00
17:ORANGE CITY TWP	.00	.00	238,278.40	12,281,308.00	.00	.00
18:ROSELAND BORO	.00	.00	260,384.11	8,635,805.00	9,618,091.00	.00
19:SOUTH ORANGE TWP	.00	.00	448,659.25	.00	50,792,952.00	.00
20:VERONA TWP	.00	.00	363,434.73	35,533,689.00	.00	.00
21:WEST CALDWELL TWP	.00	.00	380,484.23	.00	30,937,507.00	.00
22:WEST ORANGE TWP	.00	.00	941,802.68	138,493,957.00	.00	.00
ESSEX	.00	.00	13,452,230.55	945,811,989.91	204,391,477.00	17,037,666.85

2018 ABSTRACT OF RATABLES FOR THE COUNTY OF ESSEX

TAXING DISTRICTS	SECTION 12 - C			SECTION 12 - D
	LOCAL TAXES TO BE RAISED FOR:			TOTAL LEVY ON WHICH TAX RATE IS COMPUTED
	(ii) LOCAL MUNICIPAL PURPOSES			
	(A) MUNICIPAL BUDGET (adjusted for BPP)	(B) MUNICIPAL OPEN SPACE BUDGET	(C) MUNICIPAL LIBRARY BUDGET	
01:BELLEVILLE TWP	51,133,449.82	.00	912,087.00	107,563,732.57
02:BLOOMFIELD TWP	59,606,998.73	201,832.55	1,515,634.69	160,011,992.12
03:CALDWELL BORO	7,432,838.67	102,817.59	386,887.81	27,932,528.26
04:CEDAR GROVE TWP	10,268,751.41	.00	764,064.39	51,723,608.67
05:EAST ORANGE CITY	90,769,882.19	489,333.91	998,037.51	130,616,157.01
06:ESSEX FELS BORO	3,856,738.56	.00	.00	16,208,204.41
07:FAIRFIELD TWP	13,283,819.54	258,375.00	951,024.00	56,458,997.89
08:GLEN RIDGE BORO	11,103,607.93	.00	567,706.51	51,227,375.67
09:IRVINGTON TWP	72,644,617.85	.00	657,616.95	103,261,931.11
10:LIVINGSTON TWP	31,962,802.98	365,328.00	2,682,274.21	188,786,775.64
11:MAPLEWOOD TWP	28,844,234.00	384,575.00	1,336,766.00	120,829,608.93
12:MILLBURN TWP	42,200,413.94	.00	3,454,167.00	185,942,566.38
13:MONTCLAIR TWP	55,095,563.11	.00	2,436,052.50	217,781,619.11
14:NEWARK CITY	225,365,800.62	3,609,947.13	5,041,174.24	444,364,006.71
15:NORTH CALDWELL BORO	6,305,152.95	.00	.00	38,009,321.03
16:NUTLEY TWP	39,813,388.45	.00	1,238,941.60	114,761,690.64
17:ORANGE CITY TWP	46,845,444.85	.00	520,130.97	67,511,054.01
18:ROSELAND BORO	9,895,971.11	334,285.28	590,559.88	37,658,920.67
19:SOUTH ORANGE TWP	22,612,077.03	284,085.56	977,760.87	89,476,576.53
20:VERONA TWP	15,532,029.68	.00	791,891.00	63,853,923.83
21:WEST CALDWELL TWP	12,765,149.00	.00	828,477.00	57,094,749.37
22:WEST ORANGE TWP	54,025,331.47	145,460.49	2,075,157.00	225,840,175.67
ESSEX	911,364,063.89	6,176,040.51	28,726,411.13	2,556,915,516.23

2018 ABSTRACT OF RATABLES FOR THE COUNTY OF ESSEX

TAXING DISTRICTS	SECTION 13						
	REAL PROPERTY EXEMPT FROM TAXATION						
	(A) PUBLIC SCHOOL	(B) OTHER SCHOOL	(C) PUBLIC PROPERTY	(D) CHURCH AND CHARITABLE	(E) CEMETERIES AND GRAVEYARDS	(F) OTHER EXEMPTS	(G) TOTAL AMOUNT OF EXEMPTS (13A+B+C+D+E+F)
01:BELLEVILLE TWP	80,913,000	10,214,000	102,998,300	53,521,630	14,091,400	104,862,950	366,601,280
02:BLOOMFIELD TWP	115,240,600	87,754,400	117,552,200	84,057,300	12,350,200	129,224,300	546,179,000
03:CALDWELL BORO	27,852,800	123,697,000	39,212,400	43,444,100	7,590,000	21,424,600	263,220,900
04:CEDAR GROVE TWP	44,512,800	0	101,214,200	43,662,800	0	11,351,800	200,741,600
05:EAST ORANGE CITY	278,641,800	21,067,800	418,052,610	118,483,600	3,565,600	174,558,600	1,014,370,010
06:ESSEX FELS BORO	7,331,776	1,267,500	94,914,774	9,297,295	0	0	112,811,345
07:FAIRFIELD TWP	28,462,600	3,421,100	44,542,100	10,324,300	203,000	115,201,500	202,154,600
08:GLEN RIDGE BORO	51,300,100	0	37,542,410	9,723,000	7,481,400	7,446,600	113,493,510
09:IRVINGTON TWP	114,478,900	0	68,726,500	69,140,665	3,212,000	33,673,951	289,232,016
10:LIVINGSTON TWP	213,118,100	119,286,200	231,562,600	537,387,100	403,500	60,111,100	1,161,868,600
11:MAPLEWOOD TWP	128,836,700	0	593,867,700	56,984,900	0	93,078,300	872,767,600
12:MILLBURN TWP	128,235,700	18,661,000	416,401,600	97,558,900	5,558,600	5,239,900	671,655,700
13:MONTCLAIR TWP	158,964,700	98,351,400	152,003,900	176,039,200	9,776,100	317,001,100	912,136,400
14:NEWARK CITY	2,474,069,100	213,627,200	5,506,823,400	1,137,027,700	109,804,600	1,877,647,400	11,318,999,400
15:NORTH CALDWELL BORO	132,427,700	0	22,178,200	17,571,900	0	5,350,200	177,528,000
16:NUTLEY TWP	66,971,252	10,056,826	51,658,016	45,205,205	2,381,700	25,649,900	201,922,899
17:ORANGE CITY TWP	106,651,872	9,328,500	113,739,000	72,403,800	17,462,700	175,549,400	495,135,272
18:ROSELAND BORO	9,421,800	0	31,157,680	14,312,300	100,800	3,721,200	58,713,780
19:SOUTH ORANGE TWP	62,924,300	589,168,600	50,444,500	96,255,300	0	179,401,500	978,194,200
20:VERONA TWP	74,462,800	4,390,700	98,522,000	31,324,800	0	50,651,700	259,352,000
21:WEST CALDWELL TWP	58,335,600	15,232,300	53,115,400	5,501,600	0	2,204,500	134,389,400
22:WEST ORANGE TWP	114,210,320	52,127,920	210,269,715	153,433,300	10,041,100	51,345,600	591,427,955
ESSEX	4,477,364,320	1,377,652,446	8,556,499,205	2,882,660,695	204,022,700	3,444,696,101	20,942,895,467

2018 ABSTRACT OF RATABLES FOR THE COUNTY OF ESSEX

TAXING DISTRICTS	SECTION 14				SECTION 15	
	AMOUNT OF MISCELLANEOUS REVENUES TO SUPPORT LOCAL BUDGET				DEDUCTIONS ALLOWED	
	(A)	(B)	(C)	(D)	(A)	(B)
	SURPLUS REVENUE	MISCELLANEOUS REVENUES ANTICIPATED	RECEIPTS FROM DELINQUENT TAX	TOTAL OF MISCELLANEOUS REVENUES (COL. 14A+B+C)	SENIOR CITIZEN, DISABLED AND SURVIVING SPOUSE	VETERANS AND WIDOWS
01:BELLEVILLE TWP	.00	13,309,763.70	50,000.00	13,359,763.70	56,250.00	115,500.00
02:BLOOMFIELD TWP	6,150,000.00	13,232,770.27	2,500,000.00	21,882,770.27	39,000.00	155,250.00
03:CALDWELL BORO	469,837.50	4,774,577.18	.00	5,244,414.68	2,750.00	30,750.00
04:CEDAR GROVE TWP	1,355,969.00	2,455,749.42	393,000.00	4,204,718.42	8,000.00	74,000.00
05:EAST ORANGE CITY	7,300,000.00	40,714,196.20	7,500,000.00	55,514,196.20	27,750.00	85,250.00
06:ESSEX FELS BORO	408,000.00	1,806,870.10	300,000.00	2,514,870.10	.00	8,000.00
07:FAIRFIELD TWP	3,000,000.00	4,607,286.54	620,000.00	8,227,286.54	5,000.00	54,500.00
08:GLEN RIDGE BORO	1,000,000.00	1,403,493.33	220,000.00	2,623,493.33	1,000.00	21,500.00
09:IRVINGTON TWP	2,990,000.00	28,328,815.93	3,028,681.22	34,347,497.15	43,000.00	57,250.00
10:LIVINGSTON TWP	892,717.94	8,994,314.36	100.00	9,887,132.30	20,000.00	142,750.00
11:MAPLEWOOD TWP	3,300,000.00	10,556,699.00	969,184.00	14,825,883.00	8,000.00	52,500.00
12:MILLBURN TWP	4,843,721.00	7,010,031.00	640,000.00	12,493,752.00	1,250.00	44,000.00
13:MONTCLAIR TWP	4,750,000.00	16,046,921.00	1,800,000.00	22,596,921.00	9,750.00	72,500.00
14:NEWARK CITY	5,300,000.00	440,553,910.26	6,800,000.00	452,653,910.26	61,750.00	175,500.00
15:NORTH CALDWELL BORO	505,000.00	1,966,660.10	246,650.00	2,718,310.10	1,000.00	26,500.00
16:NUTLEY TWP	4,654,000.00	9,354,227.00	1,150,000.00	15,158,227.00	26,000.00	152,000.00
17:ORANGE CITY TWP	4,750,000.00	15,371,404.14	4,000,000.00	24,121,404.14	29,000.00	31,750.00
18:ROSELAND BORO	1,192,000.00	2,964,922.99	218,000.00	4,374,922.99	5,250.00	35,250.00
19:SOUTH ORANGE TWP	1,575,000.00	11,650,209.37	940,000.00	14,165,209.37	3,000.00	32,500.00
20:VERONA TWP	2,920,000.00	4,073,441.23	420,000.00	7,413,441.23	5,750.00	68,500.00
21:WEST CALDWELL TWP	1,425,000.00	4,909,307.66	356,000.00	6,690,307.66	5,500.00	62,500.00
22:WEST ORANGE TWP	3,262,227.48	20,645,670.70	3,227,097.35	27,134,995.53	16,250.00	134,750.00
ESSEX	62,043,472.92	664,731,241.48	35,378,712.57	762,153,426.97	375,250.00	1,633,000.00

2018 ABSTRACT OF RATABLES FOR THE COUNTY OF ESSEX

TAXING DISTRICTS	ADDENDUM TO ABSTRACT OF RATABLES -- ASSESSED VALUE OF PARTIAL EXEMPTIONS & ABATEMENTS (COLUMN 3)								
	(1) POLLUTION CONTROL	(2) FIRE SUPPRESSION	(3) FALLOUT SHELTER	(4) WATER- SEWER FACILITY	(5) RENEWABLE ENERGY	(6) UEZ ABATEMENT	(7) HOME IMPROVEMENT	(8) MULTI- FAMILY DWELLING	(9) CLASS 4 ABATEMENT
01:BELLEVILLE TWP	0	0	0	0	0	0	0	0	0
02:BLOOMFIELD TWP	0	0	0	0	0	0	0	0	0
03:CALDWELL BORO	0	0	0	0	0	0	0	0	0
04:CEDAR GROVE TWP	0	0	0	0	0	0	0	0	0
05:EAST ORANGE CITY	0	0	0	0	0	0	0	0	0
06:ESSEX FELLS BORO	0	0	0	0	0	0	0	0	0
07:FAIRFIELD TWP	0	0	0	0	0	0	0	0	0
08:GLEN RIDGE BORO	0	0	0	0	0	0	0	0	0
09:IRVINGTON TWP	0	0	0	0	0	0	0	0	0
10:LIVINGSTON TWP	0	0	0	0	0	0	0	0	0
11:MAPLEWOOD TWP	0	0	0	0	0	0	0	0	0
12:MILLBURN TWP	0	0	0	0	0	0	0	0	0
13:MONTCLAIR TWP	0	0	0	0	0	0	0	0	0
14:NEWARK CITY	248,000	2,349,600	0	0	5,394,300	28,520,400	0	0	0
15:NORTH CALDWELL BORO	0	0	0	0	0	0	0	0	0
16:NUTLEY TWP	0	0	0	0	0	0	0	0	0
17:ORANGE CITY TWP	0	0	0	0	0	0	0	0	0
18:ROSELAND BORO	0	0	0	0	0	0	0	0	0
19:SOUTH ORANGE TWP	0	0	0	0	0	0	0	0	0
20:VERONA TWP	0	0	0	0	0	0	0	0	0
21:WEST CALDWELL TWP	0	0	0	0	0	0	0	0	0
22:WEST ORANGE TWP	0	0	0	0	0	0	0	0	0
ESSEX	248,000	2,349,600	0	0	5,394,300	28,520,400	0	0	0

2018 ABSTRACT OF RATABLES FOR THE COUNTY OF ESSEX

	ADDENDUM TO ABSTRACT OF RATABLES -- ASSESSED VALUE OF PARTIAL EXEMPTIONS & ABATEMENTS (CONTINUED)							
	(10) DWELLING ABATEMENT	(11) DWELLING EXEMPTION	(12) NEW DWELLING CONVERSION ABATEMENT	(13) NEW DWELLING CONVERSION EXEMPTION	(14) MULTI-DWELLING EXEMPTION	(15) MULTI-DWELLING ABATEMENT	(16) COMMERCIAL/ INDUSTRIAL EXEMPTION	(17) TOTAL VALUE
TAXING DISTRICTS								
01:BELLEVILLE TWP	0	0	0	0	0	0	0	0
02:BLOOMFIELD TWP	0	6,026,800	0	0	11,686,700	0	210,300	17,923,800
03:CALDWELL BORO	0	0	0	0	0	0	0	0
04:CEDAR GROVE TWP	0	0	0	0	0	0	0	0
05:EAST ORANGE CITY	2,609,400	0	0	3,087,900	0	0	0	5,697,300
06:ESSEX FELLS BORO	0	0	0	0	0	0	0	0
07:FAIRFIELD TWP	0	0	0	0	0	0	0	0
08:GLEN RIDGE BORO	0	0	0	0	0	0	0	0
09:IRVINGTON TWP	0	0	0	0	0	0	0	0
10:LIVINGSTON TWP	0	0	0	0	0	0	0	0
11:MAPLEWOOD TWP	0	0	0	0	0	0	0	0
12:MILLBURN TWP	0	0	0	0	0	0	0	0
13:MONTCLAIR TWP	0	0	0	0	0	0	0	0
14:NEWARK CITY	0	1,753,000	0	0	1,126,600	0	3,502,800	42,894,700
15:NORTH CALDWELL BORO	0	0	0	0	0	0	0	0
16:NUTLEY TWP	0	0	0	0	0	0	0	0
17:ORANGE CITY TWP	40,000	37,700	315,700	444,100	0	0	184,400	1,021,900
18:ROSELAND BORO	0	0	0	0	0	0	0	0
19:SOUTH ORANGE TWP	0	0	0	0	0	0	0	0
20:VERONA TWP	0	0	0	0	0	0	0	0
21:WEST CALDWELL TWP	0	0	0	0	0	0	0	0
22:WEST ORANGE TWP	0	0	0	0	0	0	0	0
ESSEX	2,649,400	7,817,500	315,700	3,532,000	12,813,300	0	3,897,500	67,537,700

2018 ABSTRACT OF RATABLES FOR THE COUNTY OF ESSEX

TAXING DISTRICTS	ADDENDUM -- EQUALIZED VALUE BASED ON IN LIEU OF TAXES (COL.10B)				
	(1) C.12 PL 1977 IN LIEU OF TAX	(2) NJ HOUSING FINANCE AGENCY	(3) URBAN RENEWAL	(4) OTHER	(5) TOTAL
01:BELLEVILLE TWP	0	0	0	0	0
02:BLOOMFIELD TWP	0	0	0	0	0
03:CALDWELL BORO	0	0	0	0	0
04:CEDAR GROVE TWP	0	0	0	0	0
05:EAST ORANGE CITY	0	0	0	0	0
06:ESSEX FELLS BORO	0	0	0	0	0
07:FAIRFIELD TWP	0	0	0	0	0
08:GLEN RIDGE BORO	0	0	0	0	0
09:IRVINGTON TWP	0	0	0	0	0
10:LIVINGSTON TWP	0	0	0	0	0
11:MAPLEWOOD TWP	0	0	0	0	0
12:MILLBURN TWP	0	0	0	0	0
13:MONTCLAIR TWP	0	0	0	0	0
14:NEWARK CITY	0	0	0	0	0
15:NORTH CALDWELL BORO	0	0	0	0	0
16:NUTLEY TWP	0	0	0	0	0
17:ORANGE CITY TWP	0	0	0	0	0
18:ROSELAND BORO	0	0	0	0	0
19:SOUTH ORANGE TWP	0	0	0	0	0
20:VERONA TWP	0	0	0	0	0
21:WEST CALDWELL TWP	0	0	0	0	0
22:WEST ORANGE TWP	0	0	0	0	0
ESSEX	0	0	0	0	0

2018 ABSTRACT OF RATABLES FOR THE COUNTY OF ESSEX

TAXING DISTRICTS	BREAKDOWN OF GENERAL TAX RATE											
	COUNTY TAX	LIBRARY TAX	HEALTH SERVICE TAX	COUNTY OPEN SPACE TAX	DISTRICT SCHOOL TAX	REGIONAL SCHOOL TAX	LOCAL SCHOOL TAX	MUNICIPAL PURPOSE TAX	MUNICIPAL OPEN SPACE TAX	MUNICIPAL LIBRARY TAX	GENERAL TAX RATE	EFFECTIVE TAX RATE
01:BELLEVILLE TWP	.500	.000	.000	.016	1.554	.000	.000	1.906	.000	.034	4.010	3.887
02:BLOOMFIELD TWP	.555	.000	.000	.017	1.872	.000	.000	1.477	.005	.038	3.964	3.487
03:CALDWELL BORO	.552	.000	.000	.017	.000	1.377	.000	.723	.010	.038	2.717	2.406
* 04:CEDAR GROVE TWP *	.506	.000	.000	.016	1.305	.000	.000	.461	.000	.035	2.323	2.239
05:EAST ORANGE CITY	.586	.000	.000	.018	.962	.000	.000	3.706	.020	.041	5.333	4.360
06:ESSEX FELS BORO	.481	.000	.000	.015	.575	.432	.000	.469	.000	.000	1.972	1.999
07:FAIRFIELD TWP	.544	.000	.000	.017	.444	.620	.000	.514	.010	.037	2.186	1.955
08:GLEN RIDGE BORO	.603	.000	.000	.019	2.226	.000	.000	.800	.000	.041	3.689	2.992
09:IRVINGTON TWP	.523	.000	.000	.016	.964	.000	.151	4.011	.000	.036	5.701	5.189
10:LIVINGSTON TWP	.541	.000	.000	.017	1.544	.000	.000	.437	.005	.037	2.581	2.317
11:MAPLEWOOD TWP	.509	.000	.000	.016	.000	1.823	.000	.750	.010	.035	3.143	3.011
12:MILLBURN TWP	.517	.000	.000	.016	.902	.000	.000	.432	.000	.035	1.902	1.793
13:MONTCLAIR TWP	.509	.000	.000	.016	1.647	.000	.104	.783	.000	.035	3.094	2.959
14:NEWARK CITY	.587	.000	.000	.018	1.085	.000	.058	1.873	.030	.042	3.693	2.851
15:NORTH CALDWELL BORO	.552	.000	.000	.018	.827	.571	.000	.391	.000	.000	2.359	2.092
16:NUTLEY TWP	.541	.000	.000	.017	1.697	.000	.000	1.218	.000	.038	3.511	3.058
17:ORANGE CITY TWP	.591	.000	.000	.019	.951	.000	.000	3.629	.000	.040	5.230	4.283
18:ROSELAND BORO	.498	.000	.000	.016	.517	.576	.000	.592	.020	.035	2.254	2.143
19:SOUTH ORANGE TWP	.506	.000	.000	.016	.000	1.788	.000	.796	.010	.034	3.150	3.043
20:VERONA TWP	.576	.000	.000	.018	1.758	.000	.000	.768	.000	.039	3.159	2.682
21:WEST CALDWELL TWP	.539	.000	.000	.017	.000	1.370	.000	.565	.000	.037	2.528	2.278
22:WEST ORANGE TWP	.539	.000	.000	.017	2.476	.000	.000	.966	.003	.037	4.038	3.616

* Excludes Garbage District (0.073)

2018 ABSTRACT OF RATABLES FOR THE COUNTY OF ESSEX

TAXING DISTRICT	ADDENDUM: STATE AID ADJUSTMENT FOR BPP			ADDENDUM: REAP DISTRIBUTION SUMMARY		
	COUNTY	SCHOOL	MUNICIPAL	ELIGIBLE PROPERTY ASSESSMENTS	R.E.A.P. AID	TAX RATE CREDIT
01:BELLEVILLE TWP						
02:BLOOMFIELD TWP						
03:CALDWELL BORO						
04:CEDAR GROVE TWP						
05:EAST ORANGE CITY		\$128,912.00				
06:ESSEX FELS BORO						
07:FAIRFIELD TWP						
08:GLEN RIDGE BORO						
09:IRVINGTON TWP						
10:LIVINGSTON TWP						
11:MAPLEWOOD TWP						
12:MILLBURN TWP						
13:MONTCLAIR TWP						
14:NEWARK CITY		\$1,116,528.00				
15:NORTH CALDWELL BORO						
16:NUTLEY TWP		\$1,982,120.09				
17:ORANGE CITY TWP						
18:ROSELAND BORO						
19:SOUTH ORANGE TWP						
20:VERONA TWP						
21:WEST CALDWELL TWP						
22:WEST ORANGE TWP						
ESSEX		\$3,227,560.09				

**2018 SPECIAL TAXING DISTRICT TAX RATES
(PER \$100.00 ASSESSED VALUATION)**

MUNICIPALITY	DISTRICT	ASSESSED VALUATION PER DISTRICT	TOTAL LEVY PER DISTRICT	SPECIAL DISTRICT TAX RATE
Belleville Township				
Bloomfield Township	SPECIAL IMP. DISTRICT 01	155,272,800	\$ 366,443.81	.236
Caldwell Township				
Cedar Grove Township	GARBAGE DISTRICT	2,227,463,200	\$ 1,630,464.00	.073
East Orange City				
Essex Fells Township				
Fairfield Township				
Irvington Township	SPECIAL IMP. DISTRICT 01	128,789,430	\$ 294,377.00	.229
Irvington Township	SPECIAL IMP. DISTRICT 02	110,683,920	\$ 160,165.00	.145
Livingston Township	SPECIAL IMP. DISTRICT 01	273,493,200	\$ 168,619.50	.062
	SPECIAL IMP. DISTRICT 02	818,153,778	\$ 199,629.52	.024
Maplewood Township	SPECIAL IMP. DISTRICT 01	115,938,800	\$ 187,820.86	.162
	SPECIAL IMP. DISTRICT 02	56,234,300	\$ 91,661.91	.163
Millburn Township	SPECIAL IMP. DISTRICT 01	187,861,937	\$ 206,648.13	.110
Montclair Township	SPECIAL IMP. DISTRICT 01	345,169,300	\$ 567,300.00	.165
Newark City	DOWNTOWN DISTRICT	1,893,905,049 *	\$ 5,071,250.00	.268
	IRONBOUND DISTRICT	360,956,681 *	\$ 880,650.00	.244
	MT. PROSPECT DISTRICT	156,854,788 *	\$ 406,300.00	.259
	SOUTH WARD DISTRICT	121,137,921 *	\$ 314,625.00	.260
	WEST WARD DISTRICT	181,304,631 *	\$ 500,000.00	.276
	BLOOMFIELD AVENUE	115,773,277 *	\$ 645,000.00	.557
North Caldwell Township				
Nutley Township				
Orange City Township				
Roseland Borough				
South Orange Township	SPECIAL IMP. DISTRICT 01	175,401,500	\$ 73,668.67	.042
	SPECIAL IMP. DISTRICT 02	46,445,800	\$ 18,578.32	.040
Verona Township				
West Caldwell Township				
West Orange Township	SPECIAL IMP. DISTRICT 01	54,243,300	\$ 46,106.81	.085
	SPECIAL IMP. DISTRICT 02	43,819,300	\$ 33,740.86	.077
	SPECIAL IMP. DISTRICT 03	23,892,500	\$ 17,919.38	.075

* Includes Allocation For Exempt Property

2018 ABSTRACT OF RATABLES FOR THE COUNTY OF ESSEX

Total Amount of Miscellaneous Revenues (included Surplus Revenues Appropriated) for the Support of the County Budget	\$301,865,000.00
Rate per \$100 to be applied to Column 11 for apportionment of County Taxes48905767
Net County Taxes Apportioned (Column 12 A iii)	430,625,000.35
* Adjustments (Net Total (Column 12 A i))	7,969,423.92
* Net Overpayments are added to the Net Taxes Apportioned Net Underpayments are deducted from the Net Taxes Apportioned	
Rate per \$100 to be applied to Column 11 for apportionment of Library Taxes00000000
Rate per \$100 to be applied to Column 11 for apportionment of Health Taxes00000000
Rate per \$100 to be applied to Column 11 for apportionment of Open Space Taxes01527886
County Percentage Level of Taxable Value of Real Property is 100%	

ESSEX COUNTY BOARD OF TAXATION




 Mary Devon O'Brien, President



 Joseph A. DeFuria Esq., Commissioner




 Ian R. Brodrick Esq., Commissioner




 Everett M. Johnson, Esq., Commissioner



 Luis M. Linares, Commissioner



 James R. Matarazzo, Jr., Commissioner

ATTEST: 

 Joan Codey Durkin, Tax Administrator

I hereby certify this to be a true copy of the Abstract of Ratables and Exemptions for the County of ESSEX, State of New Jersey for the year 2018 as filed with me by the ESSEX County Board of Taxation

2018

ESSEX COUNTY TAX ASSESSORS

<u>TAXING DISTRICT</u>	<u>ASSESSOR</u>	<u>P.O. ADDRESS</u>	<u>DAYS IN OFFICE</u>	<u>PHONE #</u>
Belleville Twp	Kevin Esposito	152 Washington Ave., Belleville, NJ 07109	M/T/TH/F	973-450-3304
Bloomfield Twp	Joseph J. Pisaurro	Municipal Plaza, Bloomfield, NJ 07003	M-F	973-680-4021
Caldwell	George F. Librizzi	1 Provost Square, Caldwell, NJ 07006	T-5pm-6pm	973-226-6349
Cedar Grove Twp	Richard Hamilton, Jr.	525 Pompton Ave., Cedar Grove, NJ 07009	T/W/F	973-239-1410
East Orange City	Romal Bullock	44 City Hall Plaza, East Orange, NJ 07019	M-F	973-266-5105
Essex Fells Boro	Kevin Esposito	P. O. Box 38, Essex Fells, NJ 07021	T/p.m.	973-226-3400
Fairfield Twp	Michael Leposky	230 Fairfield Rd., Fairfield, NJ 07004	T/TH/F	973-882-2717
Glen Ridge Boro	George F. Librizzi	P.O. Box 66, Glen Ridge, NJ 07028	W- 5pm.-6pm	973-748-8400
Irvington Twp	Silvia Forbes	Civic Square, Irvington, NJ 07111	M-F	973-399-6684
Livingston Twp	Lidia Dumytsch	357 Livingston Ave., Livingston, NJ 07039	M-F	973-535-7978
Maplewood Twp	Edward N. Galante	574 Valley St., Maplewood, NJ 07040	W/p.m.	973-762-3433
Millburn Twp	Mary Lisa Baratto	375 Millburn Ave., Millburn, NJ 07041	M/T/W	973-564-7080
Montclair Twp	George F. Librizzi	205 Claremont Ave., Montclair, NJ 07042	M-F	973-509-4920
Newark City	Aaron Wilson	920 Broad St., Newark, NJ 07102	M-F	973-733-3950
North Caldwell Boro	George F. Librizzi	Gould Ave., North Caldwell, NJ 07006	W-6:30pm-7:30pm	973-228-6417
Nutley Twp	Edmund B. Brown	1 Kennedy Dr., Nutley, NJ 07110	M/T/TH	973-284-4956
Orange City	Vacant	29 No. Day St., Orange, NJ 07050	M-F	973-266-4008
Roseland Boro	Kevin Esposito	19 Harrison Ave., Roseland, NJ 07068	F-12-4:30pm	973-226-8080
South Orange Twp	Ellen Foye Malgieri	101 So. Orange Ave., South Orange, NJ 07009	M-F	973-378-7729
Verona Twp	George F. Librizzi	880 Bloomfield Ave., Verona, NJ 07044	TH-5pm-6pm	973-857-4837
West Caldwell Twp	Richard Hamilton, Jr.	30 Clinton Road, West Caldwell, NJ 07006	M/TH	973-226-2303
West Orange Twp	Kevin J. Dillon	66 Main St., West Orange, NJ 07052	M-F	973-325-4060