


2018

ABSTRACT OF RATABLES CAPE MAY COUNTY



BOARD OF TAXATION

JOHN SNYDER, *President*

ELIZABETH BARRY, *Commissioner*

JAMES CAFIERO, JR., *Commissioner*

JOHN A. MCCANN, *Commissioner*

LU ANN WOWKANECH, *Commissioner*

G. R. BROWN, 3rd, *County Tax Administrator*

2018

CAPE MAY COUNTY TAX ASSESSORS

TAXING DISTRICT	ASSESSORS	ADDRESS	TELEPHONE
1. Avalon Borough	Jeffrey R. Hesley	3100 Dune Drive, Avalon	967-5754
2. Cape May City	Louis M. Belasco	643 Washington Street, Cape May	884-9545
3. Cape May Point Borough	Dianne Kelly	215 Lighthouse Ave., Cape May Point	884-0269
4. Dennis Township	Alexandra Fasy	571 Petersburg Road, Dennisville	861-9704
5. Lower Township	Jennifer M. Dowe	2600 Bayshore Road, Villas	886-2005
6. Middle Township	Lee Ann Russ	33 Mechanic Street, CMCH	465-8726
7. North Wildwood City	Jason Hesley	901 Atlantic Ave., North Wildwood	522-2030
8. Ocean City	Joseph Elliott	861 Asbury Ave., Ocean City	525-9374
9. Sea Isle City	Art Berrodin	4501 Park Road, Sea Isle City	263-4461
10. Stone Harbor Borough	Margaret Slavin	9508 Second Ave., Stone Harbor	368-6812
11. Upper Township	Megan McAfee	2100 Tuckahoe Road, Petersburg	628-2011
12. West Cape May Borough	Louis M. Belasco	732 Broadway, West Cape May	884-1005
13. West Wildwood Borough	Joseph M. Gallagher	701 W. Glenwood Ave., West Wildwood	522-4845
14. Wildwood City	Jason Hesley	4400 New Jersey Ave., Wildwood	522-2444
15. Wildwood Crest Borough	Mandi Johnson	6101 Pacific Ave., Wildwood Crest	729-8037
16. Woodbine Borough	John H. Miller	501 Washington Ave., Woodbine	861-2153

2018 ABSTRACT OF RATABLES FOR THE COUNTY OF CAPE MAY

TAXING DISTRICTS	1		2	3	4	5	6
	TAXABLE VALUE		TAXABLE VALUE OF LAND AND IMPROVEMENTS (COL 1A+1B)	TOTAL TAXABLE VALUE OF PARTIAL EXEMPTIONS & ABATEMENTS (ASSESSED VAL.)	NET TAXABLE VALUE OF LAND & IMPROVEMENTS (COL 2-3)	TAXABLE VALUE COMMUNICATION EQUIPMENT	NET TAXABLE VALUE (COL 4+5)
	(A) LAND	(B) IMPROVEMENTS (INCLUDES PARTIAL EXEMPTIONS & ABATEMENTS)					
01: AVALON BORO (R)	6,629,255,500	2,304,283,500	8,933,539,000	0	8,933,539,000	940,138	8,934,479,138
02: CAPE MAY CITY	1,911,540,000	931,238,300	2,842,778,300	0	2,842,778,300	628,331	2,843,406,631
03: CAPE MAY POINT	335,461,200	119,387,300	454,848,500	0	454,848,500	24,499	454,872,999
04: DENNIS TWP	430,871,700	451,442,200	882,313,900	0	882,313,900	0	882,313,900
05: LOWER TWP	1,891,954,800	1,738,306,200	3,630,261,000	0	3,630,261,000	4,178,452	3,634,439,452
06: MIDDLE TWP	1,440,889,500	1,296,958,800	2,737,848,300	0	2,737,848,300	7,669,326	2,745,517,626
07: NORTH WILDWOOD CITY	1,453,595,600	1,139,991,200	2,593,586,800	0	2,593,586,800	439,077	2,594,025,877
08: OCEAN CITY	7,333,269,800	4,356,332,500	11,689,602,300	0	11,689,602,300	2,842,086	11,692,444,386
09: SEA ISLE CITY	3,139,865,400	1,469,460,500	4,609,325,900	0	4,609,325,900	0	4,609,325,900
10: STONE HARBOR (R)	3,858,258,200	969,845,200	4,828,103,400	0	4,828,103,400	0	4,828,103,400
11: UPPER TOWNSHIP	882,819,800	977,205,300	1,860,025,100	0	1,860,025,100	4,302,832	1,864,327,932
12: WEST CAPE MAY	296,532,000	184,380,500	480,912,500	0	480,912,500	150,824	481,063,324
13: WEST WILDWOOD	89,582,300	119,034,900	208,617,200	0	208,617,200	72,032	208,689,232
14: WILDWOOD CITY	722,882,500	683,080,700	1,405,963,200	2,123,300	1,403,839,900	2,068,355	1,405,908,255
15: WILDWOOD CREST	1,445,460,700	845,325,900	2,290,786,600	0	2,290,786,600	257,713	2,291,044,313
16: WOODBINE BORO	80,758,400	96,225,400	176,983,800	0	176,983,800	0	176,983,800
CAPE MAY	31,942,997,400	17,682,498,400	49,625,495,800	2,123,300	49,623,372,500	23,573,665	49,646,946,165

R = REASSESSMENT R = REVALUATION

2018 ABSTRACT OF RATABLES FOR THE COUNTY OF CAPE MAY

TAXING DISTRICTS	7	8	9		10		11
	GENERAL TAX RATE PER \$100	COUNTY EQUALI- ZATION RATIO	TRUE VALUE		EQUALIZATION		NET VALUATION FOR COUNTY TAX APPORTIONMENT (COL 6-9A+9B -10A+10B)
			(A) UEZ ABATEMENT EXPIRED	(B) CLASS II RAILROADS	(A) AMOUNTS DEDUCTED	(B) AMOUNTS ADDED	
01: AVALON BORO (R)	.488	105.98%	0	0	497,971,639		8,436,507,499
02: CAPE MAY CITY	.931	99.47%	0	0		27,629,945	2,871,036,576
03: CAPE MAY POINT	.592	99.00%	0	0		4,635,158	459,508,157
04: DENNIS TWP	1.645	98.18%	0	0		17,429,103	899,743,003
05: LOWER TWP	1.696	93.21%	0	0		273,639,667	3,908,079,119
06: MIDDLE TWP	1.759	103.26%	0	0	81,073,302		2,664,444,324
07: NORTH WILDWOOD CITY	1.269	98.83%	0	0		38,571,353	2,632,597,230
08: OCEAN CITY	.958	94.83%	0	0		662,136,884	12,354,581,270
09: SEA ISLE CITY	.710	94.37%	0	0		277,766,205	4,887,092,105
10: STONE HARBOR (R)	.552	106.57%	0	0	294,056,218		4,534,047,182
11: UPPER TOWNSHIP	1.764	96.93%	0	0		59,486,355	1,923,814,287
12: WEST CAPE MAY	1.265	96.45%	0	0		18,105,888	499,169,212
13: WEST WILDWOOD	1.808	96.18%	0	0		8,443,162	217,132,394
14: WILDWOOD CITY	2.499	103.99%	0	0	42,644,897		1,363,263,358
15: WILDWOOD CREST	1.258	104.68%	0	0	92,896,622		2,198,147,691
16: WOODBINE BORO	1.577	105.43%	0	0	7,726,132		169,257,668
CAPE MAY		%	0	0	1,016,368,810	1,387,843,720	50,018,421,075

R = REASSESSMENT

R = REVALUATION

2018 ABSTRACT OF RATABLES FOR THE COUNTY OF CAPE MAY

TAXING DISTRICTS	SECTION 12 - A							
	(i)	(ii)				(iii)	(iv)	(v)
	TOTAL COUNTY TAXES APPORTIONED	ADJUSTMENTS RESULTING FROM:				NET COUNTY TAXES APPORTIONED	MUNICIPAL BUDGET STATE AID	NET COUNTY TAXES APPORTIONED LESS STATE AID (COL.12 AIII-12AIV-COUNTY BPP ADJUSTMENT)
		(A)		(B)				
EQUAL TABLE APPEALS		DEDUCT OVERPAY	ADD UNDERPAY	APPEALS & CORRECTIONS	DEDUCT OVERPAY			
01: AVALON BORO (r)	18,923,192.62	.00	.00	1,052.78	.00	18,922,139.84	.00	18,922,139.84
02: CAPE MAY CITY	6,439,771.22	.00	.00	10,466.73	.00	6,429,304.49	.00	6,429,304.49
03: CAPE MAY POINT	1,030,682.59	.00	.00	.00	.00	1,030,682.59	.00	1,030,682.59
04: DENNIS TWP	2,018,134.89	.00	.00	752.95	.00	2,017,381.94	.00	2,017,381.94
05: LOWER TWP	8,765,870.71	.00	.00	4,834.98	.00	8,761,035.73	.00	8,761,035.73
06: MIDDLE TWP	5,976,382.19	.00	.00	8,927.68	.00	5,967,454.51	.00	5,967,454.51
07: NORTH WILDWOOD CITY	5,904,948.76	.00	.00	25,503.40	.00	5,879,445.36	.00	5,879,445.36
08: OCEAN CITY	27,711,481.46	.00	.00	7,705.66	.00	27,703,775.80	.00	27,703,775.80
09: SEA ISLE CITY	10,961,809.17	.00	.00	1,895.87	.00	10,959,913.30	.00	10,959,913.30
10: STONE HARBOR (R)	10,169,924.96	.00	.00	5,697.92	.00	10,164,227.04	.00	10,164,227.04
11: UPPER TOWNSHIP	4,315,139.69	.00	.00	8,117.70	.00	4,307,021.99	.00	4,307,021.99
12: WEST CAPE MAY	1,119,642.83	.00	.00	1,201.49	.00	1,118,441.34	.00	1,118,441.34
13: WEST WILDWOOD	487,030.70	.00	.00	3,199.10	.00	483,831.60	.00	483,831.60
14: WILDWOOD CITY	3,057,816.89	.00	.00	20,213.22	.00	3,037,603.67	.00	3,037,603.67
15: WILDWOOD CREST	4,930,472.97	.00	.00	12,678.15	.00	4,917,794.82	.00	4,917,794.82
16: WOODBINE BORO	379,644.75	.00	.00	177.77	.00	379,466.98	.00	379,466.98
CAPE MAY	112,191,946.40	.00	.00	112,425.40	.00	112,079,521.00	.00	112,079,521.00

r = REASSESSMENT R = REVALUATION

2018 ABSTRACT OF RATABLES FOR THE COUNTY OF CAPE MAY

TAXING DISTRICTS	SECTION 12 - B			SECTION 12 - C		
	(A)	(B)	(C)	LOCAL TAXES TO BE RAISED FOR:		
	COUNTY LIBRARY TAXES APPORTIONED	COUNTY HEALTH SERVICE TAXES APPORTIONED	COUNTY OPEN SPACE TAXES APPORTIONED	(i) DISTRICT SCHOOL PURPOSES		
				(A) DISTRICT SCHOOL (adjusted for BPP)	(B) REG., CONSOL. & JOINT SCHOOL (adjusted for BPP)	(C) LOCAL SCHOOL (adjusted for BPP)
01: AVALON BORO (r)	.00	.00	844,517.86	3,078,694.00	.00	.00
02: CAPE MAY CITY	947,373.55	.00	286,900.09	1,849,389.00	6,900,625.00	.00
03: CAPE MAY POINT	151,880.50	.00	46,000.67	103,118.00	.00	.00
04: DENNIS TWP	297,274.78	.00	90,034.44	10,061,730.00	.00	.00
05: LOWER TWP	1,290,997.95	.00	391,000.20	17,143,257.00	13,081,211.00	.00
06: MIDDLE TWP	879,339.63	.00	266,308.59	27,859,301.00	.00	.00
07: NORTH WILDWOOD CITY	866,416.63	.00	262,336.68	7,232,444.00	.00	.00
08: OCEAN CITY	.00	.00	1,236,429.85	25,253,453.00	.00	.00
09: SEA ISLE CITY	1,615,038.42	.00	489,147.11	1,827,302.00	.00	.00
10: STONE HARBOR (R)	1,497,771.30	.00	453,627.89	2,543,276.00	.00	.00
11: UPPER TOWNSHIP	634,656.14	.00	192,207.87	24,290,000.00	.00	.00
12: WEST CAPE MAY	164,813.86	.00	49,912.61	1,186,000.00	1,835,277.00	.00
13: WEST WILDWOOD	71,281.31	.00	21,578.82	1,067,586.00	.00	.00
14: WILDWOOD CITY	447,668.99	.00	135,463.75	11,196,941.00	.00	.00
15: WILDWOOD CREST	724,590.33	.00	219,440.80	7,541,532.00	.00	.00
16: WOODBINE BORO	55,916.27	.00	16,934.88	1,923,639.00	.00	.00
CAPE MAY	9,645,019.66	.00	5,001,842.11	144,157,662.00	21,817,113.00	.00

r = REASSESSMENT R = REVALUATION

2018 ABSTRACT OF RATABLES FOR THE COUNTY OF CAPE MAY

TAXING DISTRICTS	SECTION 12 - C			SECTION 12 - D
	LOCAL TAXES TO BE RAISED FOR:			TOTAL LEVY ON WHICH TAX RATE IS COMPUTED
	(ii) LOCAL MUNICIPAL PURPOSES			
	(A) MUNICIPAL BUDGET (adjusted for BPP)	(B) MUNICIPAL OPEN SPACE BUDGET	(C) MUNICIPAL LIBRARY BUDGET	
01: AVALON BORO. (R)	17,750,000.00	.00	2,808,187.00	43,403,538.70
02: CAPE MAY CITY	9,950,473.52	.00	.00	26,364,065.65
03: CAPE MAY POINT	1,347,000.00	.00	.00	2,678,681.76
04: DENNIS TWP	2,027,818.99	.00	.00	14,494,240.15
05: LOWER TWP	20,863,365.82	.00	.00	61,530,867.70
06: MIDDLE TWP	13,243,005.44	.00	.00	48,215,409.17
07: NORTH WILDWOOD CITY	18,612,110.24	.00	.00	32,852,752.91
08: OCEAN CITY	53,661,414.66	.00	4,062,238.00	111,917,311.31
09: SEA ISLE CITY	17,712,532.31	.00	.00	32,603,933.14
10: STONE HARBOR (R)	11,850,000.00	.00	.00	26,508,902.23
11: UPPER TOWNSHIP	3,396,108.65	.00	.00	32,819,994.65
12: WEST CAPE MAY	1,712,725.65	.00	.00	6,067,170.46
13: WEST WILDWOOD	2,122,696.64	.00	.00	3,766,974.37
14: WILDWOOD CITY	20,281,050.50	.00	.00	35,098,727.91
15: WILDWOOD CREST	15,356,509.24	.00	.00	28,759,867.19
16: WOODBINE BORO	412,099.00	.00	.00	2,788,056.13
CAPE MAY	210,298,910.66	.00	6,870,425.00	509,870,493.43

R = REASSESSMENT R = REVALUATION

2018 ABSTRACT OF RATABLES FOR THE COUNTY OF CAPE MAY

TAXING DISTRICTS	SECTION 13						
	REAL PROPERTY EXEMPT FROM TAXATION						
	(A) PUBLIC SCHOOL	(B) OTHER SCHOOL	(C) PUBLIC PROPERTY	(D) CHURCH AND CHARITABLE	(E) CEMETERIES AND GRAVEYARDS	(F) OTHER EXEMPTS	(G) TOTAL AMOUNT OF EXEMPTS (13A+B+C+D+E+F)
01: AVALON BORO (r)	6,632,000	14,214,300	150,261,700	35,121,600	0	5,593,100	211,822,700
02: CAPE MAY CITY	14,951,400	0	101,013,700	58,673,700	0	258,358,900	432,997,700
03: CAPE MAY POINT	0	0	32,824,700	9,510,100	0	2,732,900	45,067,700
04: DENNIS TWP	13,508,800	4,195,100	63,591,800	6,673,500	842,100	10,200,200	99,011,500
05: LOWER TWP	54,056,200	1,096,600	116,649,400	43,835,200	987,000	21,063,600	237,688,000
06: MIDDLE TWP	126,921,900	1,107,000	211,894,400	108,214,900	1,842,300	54,595,300	504,575,800
07: NORTH WILDWOOD CITY	15,109,000	12,850,000	147,772,700	16,392,200	0	12,450,900	204,574,800
08: OCEAN CITY	73,997,300	2,660,800	236,955,400	114,110,800	0	8,916,400	436,640,700
09: SEA ISLE CITY	7,095,700	5,748,300	102,099,300	10,306,300	0	9,345,600	134,595,200
10: STONE HARBOR (R)	11,314,300	0	173,820,300	16,032,000	0	17,687,900	218,854,500
11: UPPER TOWNSHIP	24,845,200	0	94,596,900	13,075,900	924,800	11,936,300	145,379,100
12: WEST CAPE MAY	1,937,900	0	6,353,400	532,800	459,300	1,171,200	10,454,600
13: WEST WILDWOOD	0	0	5,235,800	284,400	0	537,100	6,057,300
14: WILDWOOD CITY	16,258,500	4,215,300	95,706,000	22,569,500	0	73,144,600	211,893,900
15: WILDWOOD CREST	14,523,000	0	70,442,600	10,258,600	0	4,764,200	99,988,400
16: WOODBINE BORO	3,263,700	0	100,332,300	5,582,200	147,200	525,600	109,851,000
CAPE MAY	384,414,900	46,087,400	1,709,550,400	471,173,700	5,202,700	493,023,800	3,109,452,900

r = REASSESSMENT R = REVALUATION

2018 ABSTRACT OF RATABLES FOR THE COUNTY OF CAPE MAY

TAXING DISTRICTS	SECTION 14				SECTION 15	
	AMOUNT OF MISCELLANEOUS REVENUES TO SUPPORT LOCAL BUDGET				DEDUCTIONS ALLOWED	
	(A) SURPLUS REVENUE	(B) MISCELLANEOUS REVENUES ANTICIPATED	(C) RECEIPTS FROM DELINQUENT TAX	(D) TOTAL OF MISCELLANEOUS REVENUES (COL. 14A+B+C)	(A) SENIOR CITIZEN, DISABLED AND SURVIVING SPOUSE	(B) VETERANS AND WIDOWS
01: AVALON BORO (r)	4,046,907.86	3,053,752.39	250,000.00	7,350,660.25	2,750.00	25,500.00
02: CAPE MAY CITY	2,820,000.00	6,418,369.42	170,000.00	9,408,369.42	3,500.00	34,000.00
03: CAPE MAY POINT	228,526.50	283,560.71	22,000.00	534,087.21	500.00	4,000.00
04: DENNIS TWP	594,050.00	1,866,851.01	290,000.00	2,750,901.01	9,750.00	63,000.00
05: LOWER TWP	3,002,000.00	3,531,364.56	800,000.00	7,333,364.56	77,000.00	263,500.00
06: MIDDLE TWP	1,779,000.00	6,836,829.00	100,000.00	8,715,829.00	30,750.00	155,750.00
07: NORTH WILDWOOD CITY	3,000,000.00	7,963,430.08	.00	10,963,430.08	14,575.00	57,650.00
08: OCEAN CITY	3,000,000.00	17,390,167.82	665,000.00	21,055,167.82	6,500.00	100,500.00
09: SEA ISLE CITY	3,000,000.00	3,671,724.07	350,000.00	7,021,724.07	2,500.00	27,500.00
10: STONE HARBOR (R)	1,560,843.47	2,799,003.12	150,000.00	4,509,846.59	1,000.00	12,000.00
11: UPPER TOWNSHIP	1,396,611.50	7,885,116.00	461,000.00	9,742,727.50	15,000.00	106,500.00
12: WEST CAPE MAY	481,500.00	304,652.88	120,000.00	906,152.88	1,750.00	9,250.00
13: WEST WILDWOOD	330,000.00	107,303.36	130,000.00	567,303.36	3,250.00	8,750.00
14: WILDWOOD CITY	2,571,000.00	7,115,658.05	33,259.21	9,719,917.26	10,500.00	25,500.00
15: WILDWOOD CREST	2,600,000.00	5,615,288.78	373,000.00	8,588,288.78	9,750.00	39,250.00
16: WOODBINE BORO	532,000.00	1,635,105.00	30,000.00	2,197,105.00	2,000.00	11,500.00
CAPE MAY	30,942,439.33	76,478,176.25	3,944,259.21	111,364,874.79	191,075.00	944,150.00

r = REASSESSMENT R = REVALUATION

2018 ABSTRACT OF RATABLES FOR THE COUNTY OF CAPE MAY

TAXING DISTRICTS	ADDENDUM TO ABSTRACT OF RATABLES -- ASSESSED VALUE OF PARTIAL EXEMPTIONS & ABATEMENTS (COLUMN 3)								
	(1) POLLUTION CONTROL	(2) FIRE SUPPRESSION	(3) FALLOUT SHELTER	(4) WATER- SEWER FACILITY	(5) RENEWABLE ENERGY	(6) UEZ ABATEMENT	(7) HOME IMPROVEMENT	(8) MULTI- FAMILY DWELLING	(9) CLASS 4 ABATEMENT
01: AVALON BORO (r)	0	0	0	0	0	0	0	0	0
02: CAPE MAY CITY	0	0	0	0	0	0	0	0	0
03: CAPE MAY POINT	0	0	0	0	0	0	0	0	0
04: DENNIS TWP	0	0	0	0	0	0	0	0	0
05: LOWER TWP	0	0	0	0	0	0	0	0	0
06: MIDDLE TWP	0	0	0	0	0	0	0	0	0
07: NORTH WILDWOOD CITY	0	0	0	0	0	0	0	0	0
08: OCEAN CITY	0	0	0	0	0	0	0	0	0
09: SEA ISLE CITY	0	0	0	0	0	0	0	0	0
10: STONE HARBOR (R)	0	0	0	0	0	0	0	0	0
11: UPPER TOWNSHIP	0	0	0	0	0	0	0	0	0
12: WEST CAPE MAY	0	0	0	0	0	0	0	0	0
13: WEST WILDWOOD	0	0	0	0	0	0	0	0	0
14: WILDWOOD CITY	0	0	0	0	0	0	0	0	0
15: WILDWOOD CREST	0	0	0	0	0	0	0	0	0
16: WOODBINE BORO	0	0	0	0	0	0	0	0	0
CAPE MAY	0	0	0	0	0	0	0	0	0

r = REASSESSMENT R = REVALUATION

2018 ABSTRACT OF RATABLES FOR THE COUNTY OF CAPE MAY

TAXING DISTRICTS	ADDENDUM TO ABSTRACT OF RATABLES -- ASSESSED VALUE OF PARTIAL EXEMPTIONS & ABATEMENTS (CONTINUED)							
	(10) DWELLING ABATEMENT	(11) DWELLING EXEMPTION	(12) NEW DWELLING CONVERSION ABATEMENT	(13) NEW DWELLING CONVERSION EXEMPTION	(14) MULTI-DWELLING EXEMPTION	(15) MULTI-DWELLING ABATEMENT	(16) COMMERCIAL/ INDUSTRIAL EXEMPTION	(17) TOTAL VALUE
01: AVALON BORO (r)	0	0	0	0	0	0	0	0
02: CAPE MAY CITY	0	0	0	0	0	0	0	0
03: CAPE MAY POINT	0	0	0	0	0	0	0	0
04: DENNIS TWP	0	0	0	0	0	0	0	0
05: LOWER TWP	0	0	0	0	0	0	0	0
06: MIDDLE TWP	0	0	0	0	0	0	0	0
07: NORTH WILDWOOD CITY	0	0	0	0	0	0	0	0
08: OCEAN CITY	0	0	0	0	0	0	0	0
09: SEA ISLE CITY	0	0	0	0	0	0	0	0
10: STONE HARBOR (R)	0	0	0	0	0	0	0	0
11: UPPER TOWNSHIP	0	0	0	0	0	0	0	0
12: WEST CAPE MAY	0	0	0	0	0	0	0	0
13: WEST WILDWOOD	0	0	0	0	0	0	0	0
14: WILDWOOD CITY	0	2,123,300	0	0	0	0	0	2,123,300
15: WILDWOOD CREST	0	0	0	0	0	0	0	0
16: WOODBINE BORO	0	0	0	0	0	0	0	0
CAPE MAY	0	2,123,300	0	0	0	0	0	2,123,300

r = REASSESSMENT R = REVALUATION

2018 ABSTRACT OF RATABLES FOR THE COUNTY OF CAPE MAY

ADDENDUM – EQUALIZED VALUE BASED ON IN LIEU OF TAXES (COL.10B)

TAXING DISTRICTS	(1)	(2)	(3)	(4)	(5)
	C.12 PL 1977 IN LIEU OF TAX	NJ HOUSING FINANCE AGENCY	URBAN RENEWAL	OTHER	TOTAL
01: AVALON BORO (r)	0	0	0	0	0
02: CAPE MAY CITY	0	0	0	0	0
03: CAPE MAY POINT	0	0	0	0	0
04: DENNIS TWP	0	0	0	0	0
05: LOWER TWP	0	0	0	0	0
06: MIDDLE TWP	0	0	0	0	0
07: NORTH WILDWOOD CITY	0	0	0	0	0
08: OCEAN CITY	0	0	0	0	0
09: SEA ISLE CITY	0	0	0	0	0
10: STONE HARBOR (R)	0	0	0	0	0
11: UPPER TOWNSHIP	0	0	0	0	0
12: WEST CAPE MAY	0	0	0	0	0
13: WEST WILDWOOD	0	0	0	0	0
14: WILDWOOD CITY	0	0	0	0	0
15: WILDWOOD CREST	0	0	0	0	0
16: WOODBINE BORO	0	0	0	0	0
CAPE MAY	0	0	0	0	0

r = REASSESSMENT

R = REVALUATION

2018 ABSTRACT OF RATABLES FOR THE COUNTY OF CAPE MAY

TAXING DISTRICTS	ADDENDUM: STATE AID ADJUSTMENT FOR BPP		
	COUNTY	SCHOOL	MUNICIPAL
01: AVALON BORO (r)			
02: CAPE MAY CITY			
03: CAPE MAY POINT			
04: DENNIS TWP			
05: LOWER TWP			
06: MIDDLE TWP			
07: NORTH WILDWOOD CITY			
08: OCEAN CITY			
09: SEA ISLE CITY			
10: STONE HARBOR (R)			
11: UPPER TOWNSHIP			
12: WEST CAPE MAY			
13: WEST WILDWOOD			
14: WILDWOOD CITY			
15: WILDWOOD CREST			
16: WOODBINE BORO		\$7,780.00	
CAPE MAY		\$7,780.00	

ADDENDUM: REAP DISTRIBUTION SUMMARY		
ELIGIBLE PROPERTY ASSESSMENTS	R.E.A.P. AID	TAX RATE CREDIT

r = REASSESSMENT R = REVALUATION

2018 ABSTRACT OF RATABLES FOR THE COUNTY OF CAPE MAY

TAXING DISTRICTS	BREAKDOWN OF GENERAL TAX RATE											
	COUNTY TAX	LIBRARY TAX	HEALTH SERVICE TAX	COUNTY OPEN SPACE TAX	DISTRICT SCHOOL TAX	REGIONAL SCHOOL TAX	LOCAL SCHOOL TAX	MUNICIPAL PURPOSE TAX	MUNICIPAL OPEN SPACE TAX	MUNICIPAL LIBRARY TAX	GENERAL TAX RATE	EFFECTIVE TAX RATE
01: AVALON BORO (r)	.212	.000	.000	.010	.035	.000	.000	.199	.000	.032	.488	.514
02: CAPE MAY CITY	.227	.034	.000	.011	.066	.243	.000	.350	.000	.000	.931	.918
03: CAPE MAY POINT	.227	.034	.000	.011	.023	.000	.000	.297	.000	.000	.592	.583
04: DENNIS TWP	.229	.034	.000	.011	1.141	.000	.000	.230	.000	.000	1.645	1.611
05: LOWER TWP	.242	.036	.000	.011	.472	.360	.000	.575	.000	.000	1.696	1.574
06: MIDDLE TWP	.218	.033	.000	.010	1.015	.000	.000	.483	.000	.000	1.759	1.810
07: NORTH WILDWOOD CITY	.227	.034	.000	.011	.279	.000	.000	.718	.000	.000	1.269	1.248
08: OCEAN CITY	.237	.000	.000	.011	.216	.000	.000	.459	.000	.035	.958	.906
09: SEA ISLE CITY	.238	.036	.000	.011	.040	.000	.000	.385	.000	.000	.710	.667
10: STONE HARBOR (R)	.211	.032	.000	.010	.053	.000	.000	.246	.000	.000	.552	.585
11: UPPER TOWNSHIP	.232	.035	.000	.011	1.303	.000	.000	.183	.000	.000	1.764	1.706
12: WEST CAPE MAY	.233	.035	.000	.011	.247	.382	.000	.357	.000	.000	1.265	1.215
13: WEST WILDWOOD	.232	.035	.000	.011	.512	.000	.000	1.018	.000	.000	1.808	1.735
14: WILDWOOD CITY	.217	.032	.000	.010	.797	.000	.000	1.443	.000	.000	2.499	2.575
15: WILDWOOD CREST	.215	.032	.000	.010	.330	.000	.000	.671	.000	.000	1.258	1.308
16: WOODBINE BORO	.215	.032	.000	.010	1.087	.000	.000	.233	.000	.000	1.577	1.647

r = REASSESSMENT

R = REVALUATION

CAPE MAY COUNTY 2018 RATABLE SUMMARY


MUNICIPALITY	CLASS 1	CLASS 2	CLASS 3A	CLASS 3B	CLASS 4A	CLASS 4B	CLASS 4C	PUB. UTIL.	TOTAL
AVALON BORO	218,096,200	8,522,519,600	0	0	192,923,200	0	0	940,138	8,934,479,138
CAPE MAY CITY	66,574,600	2,214,046,300	0	0	431,678,400	0	130,479,000	628,331	2,843,406,631
CAPE MAY POINT	21,330,100	432,701,000	0	0	817,400	0	0	24,499	454,872,999
DENNIS TWP	29,157,100	649,181,900	14,003,500	1,558,000	188,413,400	0	0	0	882,313,900
LOWER TWP	64,779,300	3,283,120,000	6,360,900	567,200	264,001,400	0	11,432,200	4,178,452	3,634,439,452
MIDDLE TWP	107,193,000	2,069,447,800	8,999,600	1,272,700	542,352,600	4,844,200	3,738,400	7,669,326	2,745,517,626
NORTH WILDWOOD CITY	37,363,800	2,299,415,600	0	0	228,796,800	0	28,010,600	439,077	2,594,025,877
OCEAN CITY	148,185,400	10,992,102,900	0	0	507,123,200	733,300	41,457,500	2,842,086	11,692,444,386
SEA ISLE CITY	76,628,200	4,391,270,700	0	0	141,427,000	0	0	0	4,609,325,900
STONE HARBOR	121,948,900	4,522,154,000	0	0	181,250,100	0	2,750,400	0	4,828,103,400
UPPER TOWNSHIP	62,851,500	1,570,171,500	9,937,400	545,000	198,478,300	16,992,600	1,048,800	4,302,832	1,864,327,932
WEST CAPE MAY	15,962,500	424,392,600	3,301,300	220,500	35,969,500	0	1,066,100	150,824	481,063,324
WEST WILDWOOD	10,264,400	191,196,200	0	0	6,685,600	0	471,000	72,032	208,689,232
WILDWOOD CITY	29,508,100	899,688,100	0	0	418,150,600	4,026,900	52,466,200	2,068,355	1,405,908,255
WILDWOOD CREST	29,398,600	1,935,383,400	0	0	310,862,100	0	15,142,500	257,713	2,291,044,313
WOODBINE BORO	6,733,100	132,084,200	3,846,600	107,200	27,313,600	3,249,100	3,650,000	0	176,983,800
COUNTY TOTALS	1,045,974,800	44,528,875,800	46,449,300	4,270,600	3,676,243,200	29,846,100	291,712,700	23,573,665	49,646,946,165

2018 SPECIAL TAXING DISTRICT SUMMARY


<u>DISTRICT</u>	<u>ASSESSED VALUATION</u>	<u>TOTAL LEVY</u>	<u>TAX RATE/\$100</u>
<u>Dennis Township</u>			
Fire District #1	513,017,200	361,000	0.071
Fire District #2	269,681,900	303,635	0.112
Fire District #3	<u>99,614,800</u>	<u>172,925</u>	0.173
Total	\$882,313,900	\$837,560	-
<u>Lower Township</u>			
Fire District #1	945,179,156	561,839	0.061
Fire District #2	1,501,877,282	989,500	0.065
Fire District #3	<u>1,187,383,014</u>	<u>760,892</u>	0.064
Total	\$3,634,439,452	\$2,312,231	-
<u>Middle Township</u>			
Fire District #1	1,685,553,323	1,216,283	0.072
Fire District #2	615,074,950	596,800	0.097
Fire District #3	287,714,602	496,815	0.174
Fire District #4	<u>157,174,752</u>	<u>216,572</u>	0.138
Total	\$2,745,517,627	\$2,526,470	-
<u>Upper Township</u>			
Fire District #1	287,576,521	88,152	0.031
Fire District #2	313,144,531	509,300	0.163
Fire District #3	699,485,799	577,570	0.083
Fire District #4	<u>564,121,081</u>	<u>553,737</u>	0.098
Total	\$1,864,327,932	\$1,728,759	-
<u>North Wildwood</u>			
SID Boardwalk No. 1	\$57,254,800	\$55,000	0.096
<u>Wildwood</u>			
SID No. 1 Boardwalk	\$135,512,000	\$255,000	0.188
SID No. 2 Business	\$198,739,600	\$425,000	0.214


Total Amount of Miscellaneous Revenues (included Surplus Revenues Appropriated) for the Support of the County Budget	40559007
Rate per \$100 to be applied to Column 11 for apportionment of County Taxes		.22430126
Net County Taxes Apportioned (Column 12 A iii)	112,079,521.00
* Adjustments (Net Total (Column 12 A i))		112,425.40
* Net Overpayments are added to the Net Taxes Apportioned Net Underpayments are deducted from the Net Taxes Apportioned		
Rate per \$100 to be applied to Column 11 for apportionment of Library Taxes03305284
Rate per \$100 to be applied to Column 11 for apportionment of Health Taxes00000000
Rate per \$100 to be applied to Column 11 for apportionment of Open Space Taxes01001085
County Percentage Level of Taxable Value of Real Property is 100%		


CAPE MAY COUNTY BOARD OF TAXATION

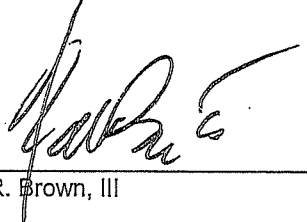

John Snyder, President


Elizabeth Barry, Vice President



LuAnn Wowkanech


James Cafiero, Jr.


John McCann

ATTEST: 
George R. Brown, III

I hereby certify this to be a true copy of the Abstract of Ratables and Exemptions for the County of CAPE MAY,
State of New Jersey for the year 2018 as filed with me by the CAPE MAY County Board of Taxation


Lisa Burkhead
Acting Treasurer

CAPE MAY COUNTY 2018 LINE ITEM BREAKDOWN

MUNICIPALITY	1	2	3A	3B	4A	4B	4C	5	6	15A	15B	15C	15D	15E	15F	TOTAL
01 AVALON BORO	158	5,343	0	0	158	0	0	0	1	1	3	114	10	0	3	5,791
02 CAPE MAY CITY	175	3,434	0	0	256	0	101	0	1	4	0	176	15	0	40	4,202
03 CAPE MAY POINT	50	623	0	0	1	0	0	0	1	0	0	27	6	0	3	711
04 DENNIS TWP	523	3,518	62	216	222	0	0	0	1	4	1	589	17	10	46	5,209
05 LOWER TWP	719	14,225	16	57	332	0	5	0	1	7	2	370	125	5	97	15,961
06 MIDDLE TWP	2,665	8,500	37	43	540	3	9	1	1	11	1	636	105	8	79	12,639
07 NORTH WILDWOOD CITY	171	7,530	0	0	214	0	51	0	1	1	1	99	20	0	30	8,118
08 OCEAN CITY	673	18,282	0	0	583	2	40	0	1	6	3	908	46	0	30	20,574
09 SEA ISLE CITY	413	6,580	0	0	184	0	0	0	1	1	2	353	6	0	12	7,552
10 STONE HARBOR	77	2,882	0	0	195	0	1	0	1	2	0	60	7	0	228	3,453
11 UPPER TOWNSHIP	985	5,621	37	86	328	1	3	31	1	5	0	1,874	24	6	42	9,044
12 WEST CAPE MAY	97	950	5	12	38	0	2	3	1	2	0	36	1	1	4	1,152
13 WEST WILDWOOD	175	792	0	0	10	0	2	0	1	0	0	33	1	0	3	1,017
14 WILDWOOD CITY	259	4,403	0	0	615	5	164	0	1	2	1	80	30	0	28	5,588
15 WILDWOOD CREST	88	5,067	0	0	140	0	30	0	1	5	0	78	5	0	12	5,426
16 WOODBINE BORO	152	1,087	13	27	60	6	1	1	1	4	0	196	20	2	2	1,572
** COUNTY TOTALS	7,380	88,837	170	441	3,876	17	409	36	16	55	14	5,629	438	32	659	108,009

CLASS 1: VACANT CLASS 2: RESIDENTIAL CLASS 3A: REGULAR FARM CLASS 3B: QUALIFIED FARM CLASS 4A: COMMERCIAL
 CLASS 4B: INDUSTRIAL CLASS 4C: APARTMENTS CLASS 5: RAILROADS CLASS 6: PERS. PROPERTY CLASS 15A: PUBLIC SCHOOL
 CLASS 15B: OTHER SCHOOL CLASS 15C: PUBLIC PROP. CLASS 15D: CHURCH & CHAR. CLASS 15E: CEMETERIES CLASS 15F: OTHER

CAPE MAY COUNTY BOARD OF TAXATION
7 N. MAIN STREET
CAPE MAY COURT HOUSE, NEW JERSEY 08210
PHONE: (609) 465-1030
FAX: (609) 463-6395