


2017

ABSTRACT OF RATABLES CAPE MAY COUNTY



BOARD OF TAXATION

JAMES CAFIERO, JR., *President*

ELIZABETH BARRY, *Commissioner*

JOHN A. MCCANN, *Commissioner*

JOHN SNYDER, *Commissioner*

LU ANN WOWKANECH, *Commissioner*

G. R. BROWN, 3rd, *County Tax Administrator*

2017 ABSTRACT OF RATABLES FOR THE COUNTY OF CAPE MAY

TAXING DISTRICTS	1		2	3	4	5	6
	TAXABLE VALUE		TAXABLE VALUE OF LAND AND IMPROVEMENTS (COL 1A+1B)	TOTAL TAXABLE VALUE OF PARTIAL EXEMPTIONS & ABATEMENTS (ASSESSED VAL.)	NET TAXABLE VALUE OF LAND & IMPROVEMENTS (COL 2-3)	TAXABLE VALUE COMMUNICATION EQUIPMENT	NET TAXABLE VALUE (COL 4+5)
	(A) LAND	(B) IMPROVEMENTS (INCLUDES PARTIAL EXEMPTIONS & ABATEMENTS)					
01: AVALON BORO	5,480,370,300	2,019,286,600	7,499,656,900	0	7,499,656,900	827,659	7,500,484,559
02: CAPE MAY CITY	1,901,638,700	911,986,600	2,813,625,300	0	2,813,625,300	612,446	2,814,237,746
03: CAPE MAY POINT	335,773,100	117,457,700	453,230,800	0	453,230,800	24,201	453,255,001
04: DENNIS TWP	431,055,200	447,943,300	878,998,500	0	878,998,500	0	878,998,500
05: LOWER TWP	1,892,293,100	1,728,795,100	3,621,088,200	0	3,621,088,200	4,172,271	3,625,260,471
06: MIDDLE TWP	1,450,375,700	1,281,701,600	2,732,077,300	0	2,732,077,300	7,898,823	2,739,976,123
07: NORTH WILDWOOD CITY	1,453,553,800	1,128,086,700	2,581,640,500	0	2,581,640,500	445,357	2,582,085,857
08: OCEAN CITY	7,327,720,500	4,226,285,300	11,554,005,800	0	11,554,005,800	2,812,574	11,556,818,374
09: SEA ISLE CITY	3,138,229,100	1,424,045,500	4,562,274,600	0	4,562,274,600	0	4,562,274,600
10: STONE HARBOR	3,635,746,600	818,258,000	4,454,004,600	0	4,454,004,600	308,488	4,454,313,088
11: UPPER TOWNSHIP (C)	881,045,800	971,773,200	1,852,819,000	0	1,852,819,000	4,113,457	1,856,932,457
12: WEST CAPE MAY	294,899,500	173,551,500	468,451,000	0	468,451,000	142,823	468,593,823
13: WEST WILDWOOD (R)	91,403,200	118,084,000	209,487,200	0	209,487,200	75,099	209,562,299
14: WILDWOOD CITY	724,936,200	684,813,400	1,409,749,600	1,401,100	1,408,348,500	2,028,904	1,410,377,404
15: WILDWOOD CREST	1,446,184,300	847,872,700	2,294,057,000	0	2,294,057,000	257,735	2,294,314,735
16: WOODBINE BORO	80,940,700	95,342,800	176,283,500	0	176,283,500	0	176,283,500
CAPE MAY	30,566,165,800	16,995,284,000	47,561,449,800	1,401,100	47,560,048,700	23,719,837	47,583,768,537

r = reassessment R = Revaluation c = COMPLIANCE

2017 ABSTRACT OF RATABLES FOR THE COUNTY OF CAPE MAY

TAXING DISTRICTS	7	8	9		10		11
	GENERAL TAX RATE PER \$100	COUNTY EQUALIZATION RATIO	TRUE VALUE		EQUALIZATION		NET VALUATION FOR COUNTY TAX APPORTIONMENT (COL 6-9A+9B -10A+10B)
			(A) UEZ ABATEMENT EXPIRED	(B) CLASS II RAILROADS	(A) AMOUNTS DEDUCTED	(B) AMOUNTS ADDED	
01: AVALON BORO	.556	91.35%	0	0		716,183,968	8,216,668,527
02: CAPE MAY CITY	.884	98.62%	0	0		51,920,614	2,866,158,360
03: CAPE MAY POINT	.586	98.85%	0	0		5,313,544	458,568,545
04: DENNIS TWP	1.592	99.06%	0	0		9,436,885	888,435,385
05: LOWER TWP	1.697	95.58%	0	0		176,750,742	3,802,011,213
06: MIDDLE TWP	1.722	104.28%	0	0	106,616,788		2,633,359,335
07: NORTH WILDWOOD CITY	1.242	100.48%	0	0	4,438,572		2,577,647,285
08: OCEAN CITY	.943	95.57%	0	0		560,990,869	12,117,809,243
09: SEA ISLE CITY	.695	97.41%	0	0		124,072,948	4,686,347,548
10: STONE HARBOR	.555	103.28%	0	0	137,873,213		4,316,439,875
11: UPPER TOWNSHIP	1.744	94.10%	0	0		116,747,268	1,973,679,725
12: WEST CAPE MAY	1.222	97.03%	0	0		14,715,738	483,309,561
13: WEST WILDWOOD	1.812	89.97%	0	0		23,516,014	233,078,313
14: WILDWOOD CITY	2.394	99.44%	0	0		19,440,776	1,429,818,180
15: WILDWOOD CREST	1.233	105.91%	0	0	118,290,536		2,176,024,199
16: WOODBINE BORO	1.540	112.65%	0	0	18,374,436		157,909,064
CAPE MAY		%	0	0	385,593,545	1,819,089,366	49,017,264,358

2017 ABSTRACT OF RATABLES FOR THE COUNTY OF CAPE MAY

TAXING DISTRICT	SECTION 12 - A							
	(i)	(ii)				(iii)	(iv)	(v)
	TOTAL COUNTY TAXES APPORTIONED	ADJUSTMENTS RESULTING FROM:				NET COUNTY TAXES APPORTIONED	MUNICIPAL BUDGET STATE AID	NET COUNTY TAXES APPORTIONED LESS STATE AID (COL.12 AIII-12AIV-COUNTY BPP ADJUSTMENT)
		(A) EQUAL TABLE APPEALS		(B) APPEALS & CORRECTIONS				
DEDUCT OVERPAY		ADD UNDERPAY	DEDUCT OVERPAY	ADD UNDERPAY				
01: AVALON BORO	17,964,004.62	.00	.00	8,140.02	.00	17,955,864.60	.00	17,955,864.60
02: CAPE MAY CITY	6,266,247.92	.00	.00	11,094.92	.00	6,255,153.00	.00	6,255,153.00
03: CAPE MAY POINT	1,002,562.95	.00	.00	401.54	.00	1,002,161.41	.00	1,002,161.41
04: DENNIS TWP	1,942,375.71	.00	.00	1,586.89	.00	1,940,788.82	.00	1,940,788.82
05: LOWER TWP	8,312,291.87	.00	.00	3,427.64	.00	8,308,864.23	.00	8,308,864.23
06: MIDDLE TWP	5,757,282.18	.00	.00	14,415.24	.00	5,742,866.94	.00	5,742,866.94
07: NORTH WILDWOOD CITY	5,635,479.59	.00	.00	16,737.11	.00	5,618,742.48	.00	5,618,742.48
08: OCEAN CITY	26,493,022.15	.00	.00	10,667.83	.00	26,482,354.32	.00	26,482,354.32
09: SEA ISLE CITY	10,245,705.88	.00	.00	7,512.85	.00	10,238,193.03	.00	10,238,193.03
10: STONE HARBOR	9,436,981.13	.00	.00	15,875.32	.00	9,421,105.81	.00	9,421,105.81
11: UPPER TOWNSHIP	4,315,032.50	.00	.00	5,825.72	.00	4,309,206.78	.00	4,309,206.78
12: WEST CAPE MAY	1,056,653.94	.00	.00	1,689.45	.00	1,054,964.49	.00	1,054,964.49
13: WEST WILDWOOD	509,576.34	.00	.00	1,142.96	.00	508,433.38	.00	508,433.38
14: WILDWOOD CITY	3,125,994.47	.00	.00	4,959.45	.00	3,121,035.02	.00	3,121,035.02
15: WILDWOOD CREST	4,757,415.81	.00	.00	20,074.76	.00	4,737,341.05	.00	4,737,341.05
16: WOODBINE BORO	345,234.27	.00	.00	218.46	.00	345,015.81	.00	345,015.81
CAPE MAY	107,165,861.33	.00	.00	123,770.16	.00	107,042,091.17	.00	107,042,091.17

2017 ABSTRACT OF RATABLES FOR THE COUNTY OF CAPE MAY

TAXING DISTRICTS	SECTION 12 - B			SECTION 12 - C		
	(A)	(B)	(C)	LOCAL TAXES TO BE RAISED FOR:		
	COUNTY LIBRARY TAXES APPORTIONED	COUNTY HEALTH SERVICE TAXES APPORTIONED	COUNTY OPEN SPACE TAXES APPORTIONED	(I) DISTRICT SCHOOL PURPOSES		
				(A) DISTRICT SCHOOL (adjusted for BPP)	(B) REG., CONSOL. & JOINT SCHOOL (adjusted for BPP)	(C) LOCAL SCHOOL (adjusted for BPP)
01: AVALON BORO	.00	.00	822,276.99	3,078,694.00	.00	.00
02: CAPE MAY CITY	945,728.59	.00	286,438.61	1,849,389.00	5,901,753.00	.00
03: CAPE MAY POINT	151,502.26	.00	45,894.44	103,118.00	.00	.00
04: DENNIS TWP	293,408.09	.00	80,872.30	9,683,533.00	.00	.00
05: LOWER TWP	1,256,091.87	.00	380,500.36	16,866,654.00	13,783,194.00	.00
06: MIDDLE TWP	868,381.30	.00	262,971.77	27,337,343.00	.00	.00
07: NORTH WILDWOOD CITY	849,597.69	.00	257,276.24	7,026,668.00	.00	.00
08: OCEAN CITY	.00	.00	1,212,729.35	25,135,655.00	.00	.00
09: BRA ISLE CITY	1,547,816.41	.00	460,858.68	1,827,302.00	.00	.00
10: STONE HARBOR	1,424,457.40	.00	431,387.91	2,493,406.00	.00	.00
11: UPPER TOWNSHIP	651,508.06	.00	197,338.21	24,000,000.00	.00	.00
12: WEST CAPE MAY	159,506.46	.00	43,309.24	1,068,583.00	1,708,117.00	.00
13: WEST WILDWOOD	76,879.62	.00	23,283.63	1,189,149.00	.00	.00
14: WILDWOOD CITY	471,873.24	.00	142,907.86	10,977,393.00	.00	.00
15: WILDWOOD CREST	716,410.15	.00	215,882.42	7,393,659.00	.00	.00
16: WOODBINE BORO	52,158.43	.00	15,798.43	1,884,956.00	.00	.00
CAPE MAY	9,465,319.57	.00	4,901,726.44	141,915,502.00	21,393,064.00	.00

2017 ABSTRACT OF RATABLES FOR THE COUNTY OF CAPE MAY

TAXING DISTRICTS	SECTION 12 - C			SECTION 12 - D
	LOCAL TAXES TO BE RAISED FOR:			TOTAL LEVY ON WHICH TAX RATE IS COMPUTED
	(B) LOCAL MUNICIPAL PURPOSES			
	(A) MUNICIPAL BUDGET <i>(adjusted for BPP)</i>	(B) MUNICIPAL OPEN SPACE BUDGET	(C) MUNICIPAL LIBRARY BUDGET	
01: AVALON BORO	16,950,000.00	.00	2,709,591.00	41,516,426.59
02: CAPE MAY CITY	9,565,980.17	.00	.00	24,804,442.37
03: CAPE MAY POINT	1,340,000.00	.00	.00	2,642,676.11
04: DENNIS TWP	1,967,741.97	.00	.00	13,974,344.18
05: LOWER TWP	20,797,190.62	.00	.00	61,392,495.08
06: MIDDLE TWP	12,919,813.05	.00	.00	47,131,376.06
07: NORTH WILDWOOD CITY	18,266,159.56	.00	.00	32,018,443.97
08: OCEAN CITY	51,842,971.93	.00	3,989,112.00	108,662,822.60
09: SEA ISLE CITY	17,474,506.46	.00	.00	31,556,676.58
10: STONE HARBOR	10,882,500.00	.00	.00	24,652,857.12
11: UPPER TOWNSHIP	3,164,830.44	.00	.00	32,322,883.49
12: WEST CAPE MAY	1,664,708.88	.00	.00	5,704,189.07
13: WEST WILDWOOD	1,994,611.79	.00	.00	3,792,357.42
14: WILDWOOD CITY	19,009,565.93	.00	.00	33,722,775.05
15: WILDWOOD CREST	15,155,126.97	.00	.00	28,219,419.59
16: WOODBINE BORO	412,608.00	.00	.00	2,710,536.67
CAPE MAY	203,408,315.77	.00	6,698,703.00	494,824,721.95

2017 ABSTRACT OF RATABLES FOR THE COUNTY OF CAPE MAY

TAXING DISTRICTS	SECTION 13						
	REAL PROPERTY EXEMPT FROM TAXATION						
	(A) PUBLIC SCHOOL	(B) OTHER SCHOOL	(C) PUBLIC PROPERTY	(D) CHURCH AND CHARITABLE	(E) CEMETERIES AND GRAVEYARDS	(F) OTHER EXEMPTS	(G) TOTAL AMOUNT OF EXEMPTS (13A+B+C+D+E+F)
01: AVALON BORO	6,632,000	13,057,500	134,643,100	32,571,800	0	4,351,500	191,255,900
02: CAPE MAY CITY	14,951,400	0	101,073,400	58,673,700	0	258,873,300	433,571,800
03: CAPE MAY POINT	0	0	31,875,800	9,510,100	0	2,732,900	44,118,800
04: DENNIS TWP	13,508,800	4,195,100	63,174,300	6,535,600	842,100	10,039,100	98,295,000
05: LOWER TWP	54,145,500	1,096,600	114,093,800	43,990,700	987,000	19,459,500	233,773,100
06: MIDDLE TWP	126,822,000	1,107,000	209,050,700	107,989,800	1,842,300	50,311,600	497,123,400
07: NORTH WILDWOOD CITY	15,109,000	12,850,000	141,093,100	16,392,200	0	12,549,000	197,993,300
08: OCEAN CITY	73,997,300	2,660,800	236,527,400	114,078,500	0	10,109,100	437,373,100
09: SEA ISLE CITY	7,095,700	5,748,300	102,431,600	10,306,300	0	8,596,500	134,178,400
10: STONE HARBOR	9,805,000	0	260,714,600	14,375,600	0	14,266,400	299,161,600
11: UPPER TOWNSHIP	24,845,200	0	95,403,500	12,685,900	924,800	11,078,900	144,938,300
12: WEST CAPE MAY	1,937,900	0	6,353,400	532,800	459,300	1,171,200	10,454,600
13: WEST WILDWOOD	0	0	5,235,800	284,400	0	537,100	6,057,300
14: WILDWOOD CITY	16,258,500	4,215,300	95,426,400	22,888,200	0	72,500,200	211,288,600
15: WILDWOOD CREST	14,523,000	0	70,442,600	10,258,600	0	3,957,600	99,181,800
16: WOODBINE BORO	3,190,600	0	100,245,900	5,915,700	147,200	525,600	110,025,000
CAPE MAY	382,821,900	44,930,600	1,767,785,400	466,989,900	5,202,700	481,059,500	3,148,790,000

2017 ABSTRACT OF RATABLES FOR THE COUNTY OF CAPE MAY

TAXING DISTRICTS	SECTION 14				SECTION 15	
	AMOUNT OF MISCELLANEOUS REVENUES TO SUPPORT LOCAL BUDGET				DEDUCTIONS ALLOWED	
	(A) SURPLUS REVENUE	(B) MISCELLANEOUS REVENUES ANTICIPATED	(C) RECEIPTS FROM DELINQUENT TAX	(D) TOTAL OF MISCELLANEOUS REVENUES (COL. 14A+B+C)	(A) SENIOR CITIZEN, DISABLED AND SURVIVING SPOUSE	(B) VETERANS AND WIDOWS
01: AVALON BORO	4,127,153.25	3,852,564.37	400,000.00	8,379,717.62	2,500.00	26,000.00
02: CAPE MAY CITY	2,300,000.00	6,130,208.09	177,025.00	8,607,233.09	3,500.00	37,500.00
03: CAPE MAY POINT	176,454.00	265,946.18	20,000.00	462,400.18	500.00	4,250.00
04: DENNIS TWP	425,000.00	1,929,794.18	290,000.00	2,644,794.18	11,250.00	63,750.00
05: LOWER TWP	2,525,000.00	3,281,387.21	800,000.00	6,606,387.21	84,500.00	275,250.00
06: MIDDLE TWP	1,641,000.00	6,431,883.29	55,000.00	8,127,883.29	37,250.00	165,000.00
07: NORTH WILDWOOD CITY	3,000,000.00	7,897,148.82	.00	10,897,148.82	16,325.00	63,650.00
08: OCEAN CITY	3,360,000.00	17,007,285.00	665,000.00	21,052,285.00	8,500.00	107,250.00
09: SEA ISLE CITY	2,150,000.00	4,014,871.16	350,000.00	6,514,871.16	2,750.00	29,000.00
10: STONE HARBOR	1,495,463.96	5,622,823.17	150,000.00	7,268,287.13	1,000.00	12,500.00
11: UPPER TOWNSHIP	1,016,000.00	7,979,046.00	535,000.00	9,530,046.00	16,750.00	110,000.00
12: WEST CAPE MAY	354,000.00	286,021.00	120,000.00	760,021.00	1,500.00	10,000.00
13: WEST WILDWOOD	339,000.00	223,579.63	130,000.00	692,579.63	3,500.00	8,500.00
14: WILDWOOD CITY	2,204,000.00	6,543,571.01	33,259.21	8,780,830.22	12,000.00	31,500.00
15: WILDWOOD CREST	3,500,000.00	7,277,829.53	400,000.00	11,177,829.53	10,500.00	40,500.00
16: WOODBINE BORO	457,656.00	1,255,473.00	20,000.00	1,733,129.00	2,000.00	11,750.00
CAPE MAY	29,090,727.21	79,999,431.64	4,145,284.21	113,235,443.06	214,325.00	996,400.00

2017 ABSTRACT OF RATABLES FOR THE COUNTY OF CAPE MAY

TAXING DISTRICTS	ADDENDUM TO ABSTRACT OF RATABLES – ASSESSED VALUE OF PARTIAL EXEMPTIONS & ABATEMENTS (CONTINUED)							
	(10) DWELLING ABATEMENT	(11) DWELLING EXEMPTION	(12) NEW DWELLING CONVERSION ABATEMENT	(13) NEW DWELLING CONVERSION EXEMPTION	(14) MULTI-DWELLING EXEMPTION	(15) MULTI-DWELLING ABATEMENT	(16) COMMERCIAL/ INDUSTRIAL EXEMPTION	(17) TOTAL VALUE
01: AVALON BORO	0	0	0	0	0	0	0	0
02: CAPE MAY CITY	0	0	0	0	0	0	0	0
03: CAPE MAY POINT	0	0	0	0	0	0	0	0
04: DENNIS TWP	0	0	0	0	0	0	0	0
05: LOWER TWP	0	0	0	0	0	0	0	0
06: MIDDLE TWP	0	0	0	0	0	0	0	0
07: NORTH WILDWOOD CITY	0	0	0	0	0	0	0	0
08: OCEAN CITY	0	0	0	0	0	0	0	0
09: SEA ISLE CITY	0	0	0	0	0	0	0	0
10: STONE HARBOR	0	0	0	0	0	0	0	0
11: UPPER TOWNSHIP	0	0	0	0	0	0	0	0
12: WEST CAPE MAY	0	0	0	0	0	0	0	0
13: WEST WILDWOOD	0	0	0	0	0	0	0	0
14: WILDWOOD CITY	0	1,401,100	0	0	0	0	0	1,401,100
15: WILDWOOD CREST	0	0	0	0	0	0	0	0
16: WOODBINE BORO	0	0	0	0	0	0	0	0
CAPE MAY	0	1,401,100	0	0	0	0	0	1,401,100

2017 ABSTRACT OF RATABLES FOR THE COUNTY OF CAPE MAY

ADDENDUM – EQUALIZED VALUE BASED ON IN LIEU OF TAXES (COL.10B)

TAXING DISTRICTS	(1)	(2)	(3)	(4)	(5)
	C.12 PL 1977 IN LIEU OF TAX	NJ HOUSING FINANCE AGENCY	URBAN RENEWAL	OTHER	TOTAL
01: AVALON BORO	0	0	0	0	0
02: CAPE MAY CITY	0	0	0	0	0
03: CAPE MAY POINT	0	0	0	0	0
04: DENNIS TWP	0	0	0	0	0
05: LOWER TWP	0	0	0	0	0
06: MIDDLE TWP	0	0	0	0	0
07: NORTH WILDWOOD CITY	0	0	0	0	0
08: OCEAN CITY	0	0	0	0	0
09: SEA ISLE CITY	0	0	0	0	0
10: STONE HARBOR	0	0	0	0	0
11: UPPER TOWNSHIP	0	0	0	0	0
12: WEST CAPE MAY	0	0	0	0	0
13: WEST WILDWOOD	0	0	0	0	0
14: WILDWOOD CITY	0	0	0	0	0
15: WILDWOOD CREST	0	0	0	0	0
16: WOODBINE BORO	0	0	0	0	0
CAPE MAY	0	0	0	0	0

2017 ABSTRACT OF RATABLES FOR THE COUNTY OF CAPE MAY

TAXING DISTRICT	ADDENDUM: STATE AID ADJUSTMENT FOR BPP			ADDENDUM: REAP DISTRIBUTION SUMMARY		
	COUNTY	SCHOOL	MUNICIPAL	ELIGIBLE PROPERTY ASSESSMENTS	R.E.A.P. AID	TAX RATE CREDIT
01: AVALON BORO						
02: CAPE MAY CITY						
03: CAPE MAY POINT						
04: DENNIS TWP						
05: LOWER TWP						
06: MIDDLE TWP						
07: NORTH WILDWOOD CITY						
08: OCEAN CITY						
09: SEA ISLE CITY						
10: STONE HARBOR						
11: UPPER TOWNSHIP						
12: WEST CAPE MAY						
13: WEST WILDWOOD						
14: WILDWOOD CITY						
15: WILDWOOD CREST						
16: WOODBINE BORO		\$7,656.00				
CAPE MAY		\$7,656.00				

2017 ABSTRACT OF RATABLES FOR THE COUNTY OF CAPE MAY

TAXING DISTRICTS	BREAKDOWN OF GENERAL TAX RATE											
	COUNTY TAX	LIBRARY TAX	HEALTH SERVICE TAX	COUNTY OPEN SPACE TAX	DISTRICT SCHOOL TAX	REGIONAL SCHOOL TAX	LOCAL SCHOOL TAX	MUNICIPAL PURPOSE TAX	MUNICIPAL OPEN SPACE TAX	MUNICIPAL LIBRARY TAX	GENERAL TAX RATE	EFFECTIVE TAX RATE
01: AVALON BORO	.240	.000	.000	.011	.042	.000	.000	.226	.000	.037	.556	.505
02: CAPE MAY CITY	.223	.034	.000	.011	.066	.210	.000	.340	.000	.000	.884	.865
03: CAPE MAY POINT	.222	.034	.000	.011	.023	.000	.000	.296	.000	.000	.586	.576
04: DENNIS TWP	.221	.034	.000	.011	1.102	.000	.000	.224	.000	.000	1.592	1.573
05: LOWER TWP	.230	.035	.000	.011	.466	.381	.000	.574	.000	.000	1.697	1.615
06: MIDDLE TWP	.210	.032	.000	.010	.998	.000	.000	.472	.000	.000	1.722	1.790
07: NORTH WILDWOOD CITY	.218	.033	.000	.010	.273	.000	.000	.708	.000	.000	1.242	1.242
08: OCEAN CITY	.230	.000	.000	.011	.218	.000	.000	.449	.000	.035	.943	.897
09: SEA ISLE CITY	.225	.034	.000	.011	.041	.000	.000	.384	.000	.000	.695	.673
10: STONE HARBOR	.212	.032	.000	.010	.056	.000	.000	.245	.000	.000	.555	.571
11: UPPER TOWNSHIP	.233	.036	.000	.011	1.293	.000	.000	.171	.000	.000	1.744	1.638
12: WEST CAPE MAY	.226	.035	.000	.011	.229	.365	.000	.356	.000	.000	1.222	1.180
13: WEST WILDWOOD	.243	.037	.000	.012	.568	.000	.000	.952	.000	.000	1.812	1.627
14: WILDWOOD CITY	.222	.034	.000	.011	.779	.000	.000	1.348	.000	.000	2.394	2.359
15: WILDWOOD CREST	.207	.032	.000	.010	.323	.000	.000	.661	.000	.000	1.233	1.297
16: WOODBINE BORO	.196	.030	.000	.009	1.070	.000	.000	.235	.000	.000	1.540	1.717

CAPE MAY COUNTY 2017 RATABLE SUMMARY

MUNICIPALITY	CLASS 1	CLASS 2	CLASS 3A	CLASS 3B	CLASS 4A	CLASS 4B	CLASS 4C	PUB. UTIL.	TOTAL
AVALON BORO	179,946,300	7,150,209,100	0	0	169,501,500	0	0	827,659	7,500,484,559
CAPE MAY CITY	61,236,100	2,193,506,400	0	0	427,044,200	0	131,838,600	612,446	2,814,237,746
CAPE MAY POINT	23,303,300	429,110,100	0	0	817,400	0	0	24,201	453,255,001
DENNIS TWP	29,852,400	645,392,900	13,729,600	1,557,200	188,466,400	0	0	0	878,998,500
LOWER TWP	64,279,700	3,274,539,000	5,413,000	595,500	264,828,800	0	11,432,200	4,172,271	3,625,260,471
MIDDLE TWP	120,239,200	2,051,441,900	8,229,100	1,113,700	542,470,800	4,844,200	3,738,400	7,898,823	2,739,976,123
NORTH WILDWOOD CITY	38,137,800	2,279,121,900	0	0	236,047,300	0	28,333,500	445,357	2,582,085,857
OCEAN CITY	162,585,800	10,848,470,000	0	0	499,578,900	733,300	42,637,800	2,812,574	11,556,818,374
SEA ISLE CITY	73,901,700	4,348,153,900	0	0	140,219,000	0	0	0	4,562,274,600
STONE HARBOR	97,030,000	4,188,370,600	0	0	165,948,800	0	2,655,200	308,488	4,454,313,088
UPPER TOWNSHIP	64,422,300	1,562,607,700	8,237,800	505,500	199,004,300	16,992,600	1,048,800	4,113,457	1,856,932,457
WEST CAPE MAY	19,378,700	409,260,600	3,301,300	210,200	35,234,100	0	1,066,100	142,823	468,593,823
WEST WILDWOOD	10,525,800	191,804,800	0	0	6,685,600	0	471,000	75,099	209,562,299
WILDWOOD CITY	31,548,500	900,545,000	0	0	420,117,200	3,671,900	52,465,900	2,028,904	1,410,377,404
WILDWOOD CREST	24,295,900	1,941,355,700	0	0	312,641,800	0	15,763,600	257,735	2,294,314,735
WOODBINE BORO	7,067,600	131,552,200	3,769,500	107,000	26,888,100	3,249,100	3,650,000	0	176,283,500
COUNTY TOTALS	1,007,751,100	42,545,441,800	42,680,300	4,089,100	3,635,494,200	29,491,100	295,101,100	23,719,837	47,583,768,537


2017 SPECIAL TAXING DISTRICT SUMMARY

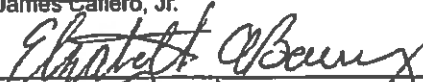
<u>DISTRICT</u>	<u>ASSESSED VALUATION</u>	<u>TOTAL LEVY</u>	<u>TAX RATE/\$100</u>
<u>Dennis Township</u>			
Fire District #1	511,185,700	361,000	0.071
Fire District #2	288,524,200	282,508	0.109
Fire District #3	99,288,600	185,827	0.187
Total	\$878,998,500	\$819,433	-
<u>Lower Township</u>			
Fire District #1	943,961,394	559,838	0.060
Fire District #2	1,498,022,758	989,499	0.066
Fire District #3	1,185,278,321	754,533	0.064
Total	\$3,625,260,471	\$2,303,870	-
<u>Middle Township</u>			
Fire District #1	1,680,345,813	1,218,282	0.072
Fire District #2	812,258,122	598,800	0.098
Fire District #3	280,155,362	485,448	0.188
Fire District #4	157,216,728	187,343	0.120
Total	\$2,739,878,123	\$2,485,871	-
<u>Upper Township</u>			
Fire District #1	280,787,218	84,834	0.031
Fire District #2	313,487,480	498,300	0.159
Fire District #3	700,245,577	562,808	0.080
Fire District #4	552,422,171	542,895	0.097
Total	\$1,856,932,457	\$1,688,637	-
<u>North Wildwood</u>			
SID Beardwalk No. 1	\$58,208,400	\$55,000	0.094
<u>Wildwood</u>			
SID No. 1 Beardwalk	\$138,483,200	\$255,000	0.187
SID No. 2 Business	\$201,741,700	\$425,000	0.211


2017 ABSTRACT OF RATABLES FOR THE COUNTY OF CAPE MAY


Total Amount of Miscellaneous Revenues (included Surplus Revenues Appropriated) for the Support of the County Budget	39413548.17
Rate per \$100 to be applied to Column 11 for apportionment of County Taxes21862881
Net County Taxes Apportioned (Column 12 A iii)	107,042,091.17
* Adjustments (Net Total (Column 12 A i))	123,770.16
* Net Overpayments are added to the Net Taxes Apportioned * Net Underpayments are deducted from the Net Taxes Apportioned	
Rate per \$100 to be applied to Column 11 for apportionment of Library Taxes03304984
Rate per \$100 to be applied to Column 11 for apportionment of Health Taxes00000000
Rate per \$100 to be applied to Column 11 for apportionment of Open Space Taxes01001225
County Percentage Level of Taxable Value of Real Property is 100%	


CAPE MAY COUNTY BOARD OF TAXATION



James Caliero, Jr.


Elizabeth Barry



LuAnn Wowkanech


John Snyder


John McCann

ATTEST: 
George R. Brown, III

I hereby certify this to be a true copy of the Abstract of Ratables and Exemptions for the County of CAPE MAY, State of New Jersey for the year 2017 as filed with me by the CAPE MAY County Board of Taxation


Francine Springer
Treasurer

CAPE MAY COUNTY 2017 LINE ITEM BREAKDOWN

MUNICIPALITY	1	2	3A	3B	4A	4B	4C	5	6	15A	15B	15C	15D	15E	15F	TOTAL
01 AVALON BORO	147	5,336	0	0	160	0	0	0	1	1	3	114	9	0	3	5,774
02 CAPE MAY CITY	171	3,420	0	0	256	0	102	0	1	4	0	176	15	0	41	4,186
03 CAPE MAY POINT	55	620	0	0	1	0	0	0	1	0	0	24	6	0	3	710
04 DENNIS TWP	529	3,512	62	216	223	0	0	0	1	4	1	587	17	10	45	5,207
05 LOWER TWP	724	14,227	15	60	332	0	5	0	1	7	2	356	131	5	90	15,955
06 MIDDLE TWP	2,736	8,462	35	40	540	3	9	1	1	12	1	621	104	8	72	12,645
07 NORTH WILDWOOD CITY	163	7,481	0	0	212	0	52	0	1	1	1	99	20	0	27	8,057
08 OCEAN CITY	694	18,165	0	0	583	2	42	0	1	6	3	905	46	0	33	20,480
09 SEA ISLE CITY	411	6,558	0	0	182	0	0	0	1	1	2	353	6	0	11	7,525
10 STONE HARBOR	276	2,906	0	0	195	0	1	0	1	2	0	58	7	0	5	3,451
11 UPPER TOWNSHIP	1,016	5,617	31	81	330	1	3	31	1	5	0	1,859	23	6	38	9,042
12 WEST CAPE MAY	111	930	5	11	37	0	2	3	1	2	0	36	1	1	4	1,144
13 WEST WILDWOOD	175	787	0	0	10	0	2	0	1	0	0	33	1	0	3	1,012
14 WILDWOOD CITY	251	4,403	0	0	617	5	162	0	1	2	1	76	30	0	25	5,573
15 WILDWOOD CREST	72	5,072	0	0	141	0	31	0	1	5	0	78	5	0	10	5,415
16 WOODBINE BORO	155	1,087	13	26	60	6	1	1	1	3	0	196	21	2	2	1,574
** COUNTY TOTALS	7,686	88,583	161	434	3,879	17	412	36	16	55	14	5,571	442	32	412	107,750

CLASS 1: VACANT CLASS 2: RESIDENTIAL CLASS 3A: REGULAR FARM CLASS 3B: QUALIFIED FARM CLASS 4A: COMMERCIAL
 CLASS 4B: INDUSTRIAL CLASS 4C: APARTMENTS CLASS 5: RAILROADS CLASS 6: PERS. PROPERTY CLASS 15A: PUBLIC SCHOOL
 CLASS 15B: OTHER SCHOOL CLASS 15C: PUBLIC PROP. CLASS 15D: CHURCH & CHAR. CLASS 15E: CEMETERIES CLASS 15F: OTHER

2017

CAPE MAY COUNTY TAX ASSESSORS

TAXING DISTRICT	ASSESSORS	ADDRESS	TELEPHONE
1. Avalon Borough	Jeffrey R. Hesley	3100 Dune Drive, Avalon	967-5754
2. Cape May City	Louis M. Belasco	643 Washington Street, Cape May	884-9545
3. Cape May Point Borough	Diane Kelly	215 Lighthouse Ave., Cape May Point	884-0269
4. Dennis Township	Alexandra Fasy	571 Petersburg Road, Dennisville	861-9704
5. Lower Township	Jennifer M. Dowe	2600 Bayshore Road, Villas	886-2005
6. Middle Township	Lee Ann Russ	33 Mechanic Street, CMCH	465-8726
7. North Wildwood City	Jason Hesley	901 Atlantic Ave., North Wildwood	522-2030
8. Ocean City	Joseph Elliott	861 Asbury Ave., Ocean City	525-9374
9. Sea Isle City	Art Berrodin	4501 Park Road, Sea Isle City	263-4461
10. Stone Harbor Borough	Margaret Slavin	9508 Second Ave., Stone Harbor	368-6812
11. Upper Township	Megan McAfee	2100 Tuckahoe Road, Petersburg	628-2011
12. West Cape May Borough	Louis M. Belasco	732 Broadway, West Cape May	884-1005
13. West Wildwood Borough	Joseph M. Gallagher	701 W. Glenwood Ave., West Wildwood	522-4845
14. Wildwood City	Jason Hesley	4400 New Jersey Ave., Wildwood	522-2444
15. Wildwood Crest Borough	Vacant	6101 Pacific Ave., Wildwood Crest	729-8037
16. Woodbine Borough	John H. Miller	501 Washington Ave., Woodbine	861-2153

**CAPE MAY COUNTY BOARD OF TAXATION
7 N. MAIN STREET
CAPE MAY COURT HOUSE, NEW JERSEY 08210
PHONE: (609) 465-1030
FAX: (609) 463-6395**